

Comparison of Channel Models for Devices with Low-Height Antennas

Date: 2013-05-16

Name	Company	Address	Phone	email
Gabriel Villardi	NICT	3-4 Hikarion-Oka, Yokosuka, Japan	+81-46-847-5438	gpvillardi@nict.go.jp
Hiroshi Harada	NICT	3-4 Hikarion-Oka, Yokosuka, Japan		harada@nict.go.jp

Notice: This document has been prepared to assist IEEE 802.22. It is offered as a basis for discussion and is not binding on the contributing individual(s) or organization(s). The material in this document is subject to change in form and content after further study. The contributor(s) reserve(s) the right to add, amend or withdraw material contained herein.

Release: The contributor grants a free, irrevocable license to the IEEE to incorporate material contained in this contribution, and any modifications thereof, in the creation of an IEEE Standards publication; to copyright in the IEEE's name any IEEE Standards publication even though it may include portions of this contribution; and at the IEEE's sole discretion to permit others to reproduce in whole or in part the resulting IEEE Standards publication. The contributor also acknowledges and accepts that this contribution may be made public by IEEE 802.22.

Patent Policy and Procedures: The contributor is familiar with the IEEE 802 Patent Policy and Procedures <http://standards.ieee.org/guides/bylaws/sb-bylaws.pdf> including the statement "IEEE standards may include the known use of patent(s), including patent applications, provided the IEEE receives assurance from the patent holder or applicant with respect to patents essential for compliance with both mandatory and optional portions of the standard." Early disclosure to the Working Group of patent information that might be relevant to the standard is essential to reduce the possibility for delays in the development process and increase the likelihood that the draft publication will be approved for publication. Please notify the Chair [Wendong Hu](#) as early as possible, in written or electronic form, if patented technology (or technology under patent application) might be incorporated into a draft standard being developed within the IEEE 802.22 Working Group. **If you have questions, contact the IEEE Patent Committee Administrator at patcom@iee.org.**

Abstract

- **We provide a comparison between channel models for links determined by devices with low height antennas, i.e., H-CPE \leftrightarrow L-CPE.**
- **The comparison intends to indicate the most appropriate channel model in order to calculate such link budgets for IEEE 802.22b.**
- **Extended-Hata model [4] and the low-height antennas model in [1], [2], were compared with radio propagation measurements of low positioned devices [5], [6].**

Motivation

- **Hata [3] and Extended-Hata [4] models were derived specifically for propagation of highly positioned antennas. In the IEEE 802.22b context, extended Hata models can be useful for link budget analysis of**
 - **BS \leftrightarrow H-CPE, BS \leftrightarrow L-CPE,**
 - **H-CPE \leftrightarrow H-CPE, provided that at least one H-CPE $\geq 30\text{m}$**
- **Often, both H-CPE and L-CPE will be placed below 30 meters, thus rendering extended-Hata models useless in many circumstances.**

Measurements

- **Measurements in [5], [6] present signal levels within suburban houses measured in the 800MHz band. The measurements were made with dipole antennas; the receiver positioned at 9.1 meters while the transmitter positioned at 1.8 meters above ground.**
- **The height dependence in the data is found to be consistent with the simple model of reflection from the ground.**
- **Interestingly, these experiments have demonstrated that low-height antennas links have very low frequency dependence.**

Propagation Models being Compared

ITU-R P529-3 Extended Hata Model [4]

Correction factor for city size: medium to small

Area type: suburban

$$b = 1;$$

$$a = (1.1 \cdot \log_{10}(f_c) - 0.7) \cdot H_r - (1.56 \cdot \log_{10}(f_c) - 0.8);$$

$$L_p = 69.55 + 26.16 \cdot \log_{10}(f_c) - 13.82 \cdot \log_{10}(H_t) - a + (44.9 - 6.66 \cdot \log_{10}(H_t)) \cdot (\log_{10}(d))^b - 2 \cdot (\log_{10}(f_c/28))^2 - 5.4;$$

$$P_r = 10 \log(P_t) + 10 \log(G_t) + 10 \log(G_r) - L_p - B;$$

Obs: ' P_t ' in Watts, ' d ' in kilometers, ' H_t ' in meters, ' H_r ' in meters, ' f_c ' in MHz, P_r in dB ; ' B ' = 5.4 dB, ' G_t ' = ' G_r ' = 1.65;

Low-Height Antennas Model [1], [2]

Area type: suburban

$$P_r = 10 \log(P_t) + 10 \log(G_t) + 10 \log(G_r) + 20 \log(H_t) + 20 \log(H_r) - 43.36 \log(d) - A - B;$$

Obs: ' P_t ' in Watts, ' d ' in meters, ' H_t ' in meters, ' H_r ' in meters, L_p in dB; ' B ' = 5.4 dB, ' A ' = 19.26 dB, ' G_t ' = ' G_r ' = 1.65;

Considerations – part 1

For Measurements in [5]

Suburban area of small city;

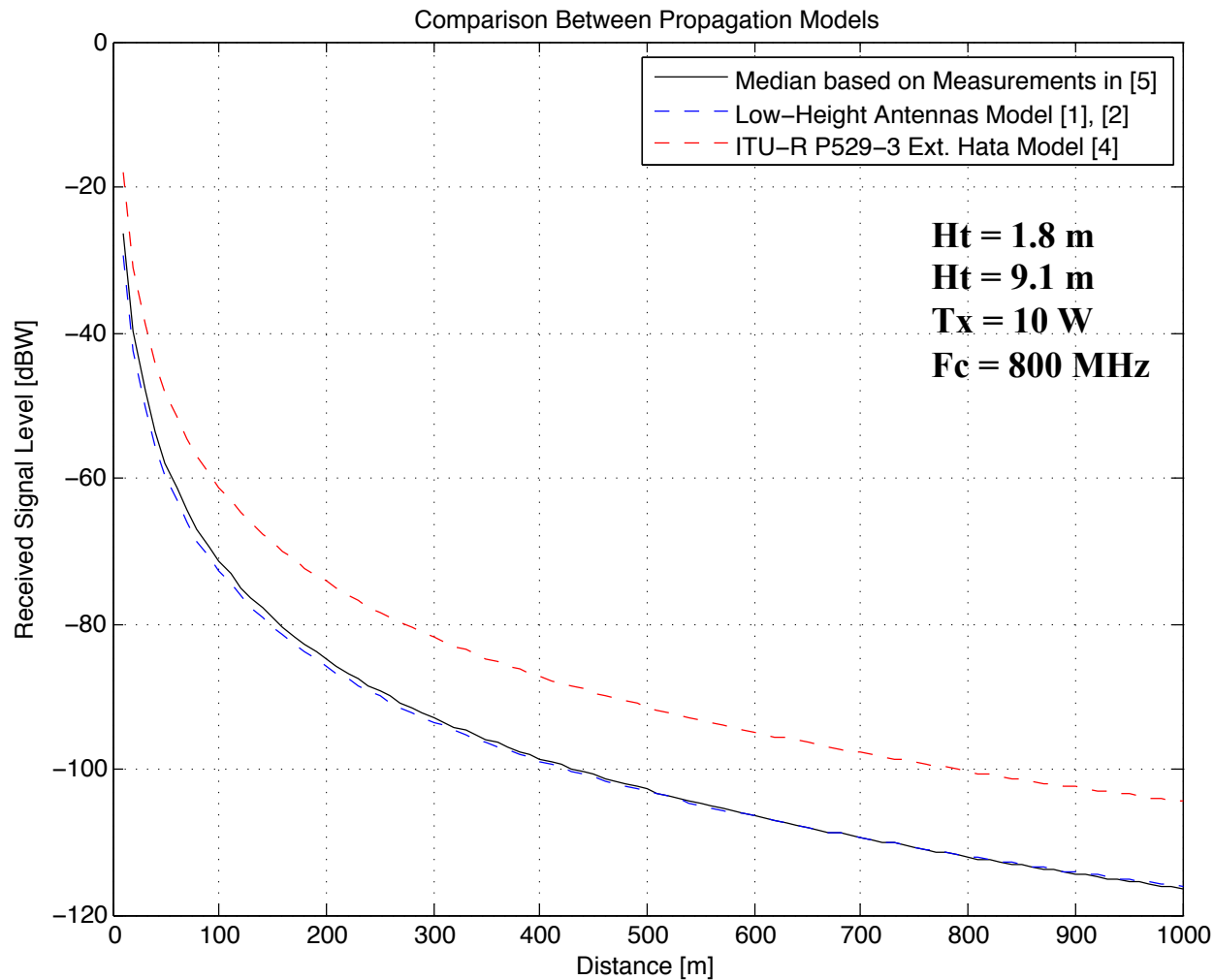
Tx @ 1.8 m (located indoors) is half-wave dipole

Rx @ 9.1 m (located outdoors) is half-wave dipole

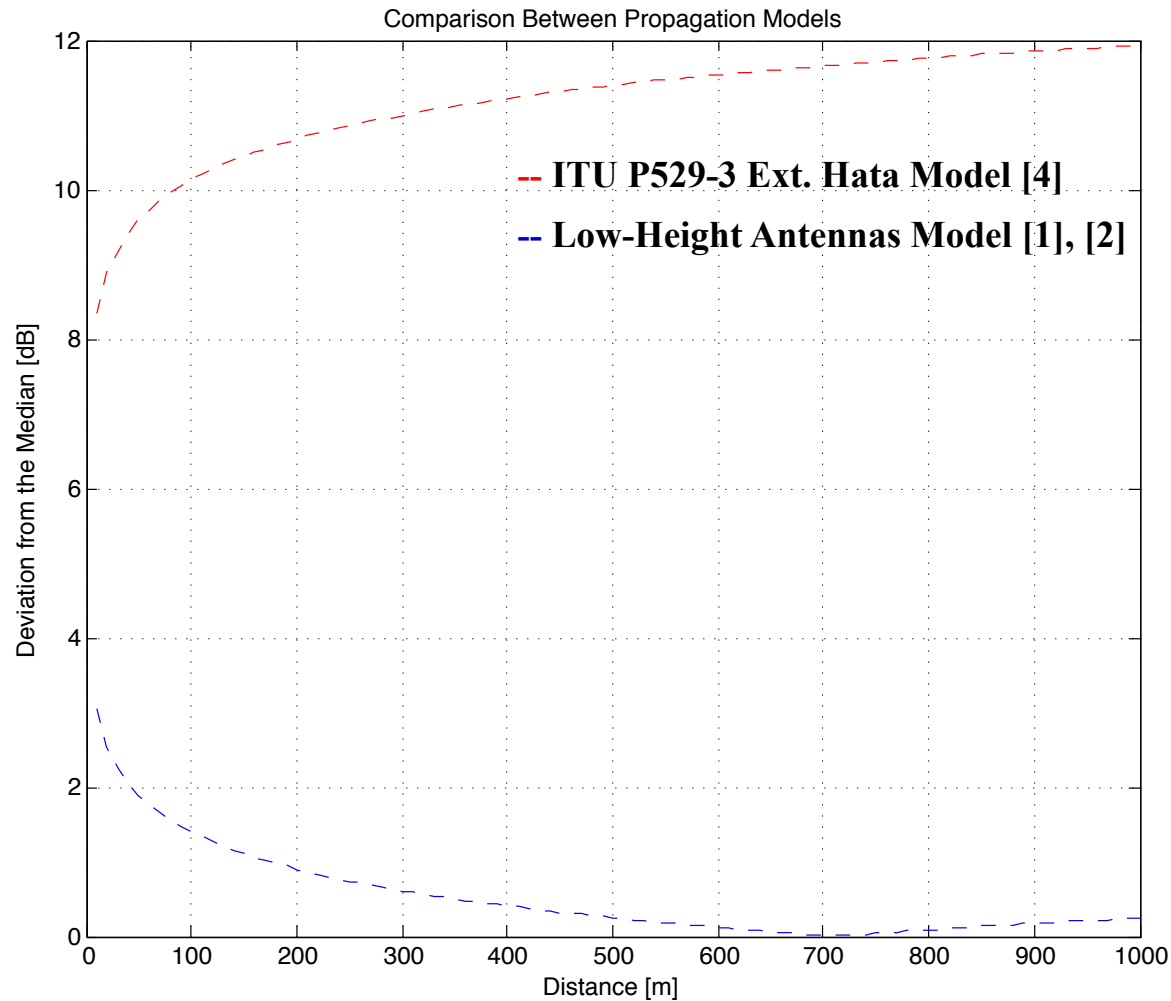
Fc = 800 MHz band

- **Low-Height Antennas Model [1], [2]**
 - Area Type: Suburban
 - Transmitter indoors
 - Receiver Outdoors
 - Tx and Rx antennas gains are 2.15 dBi each;
- **ITU-R P529-3 Extended Hata Model [4]**
 - Area Type: Suburban
 - Correction factor for city size: Medium to Small
 - Transmitter indoors
 - Receiver outdoors
 - Tx and Rx antennas gains are 2.15 dBi each;
 - Frequency is 800 MHz;

Model vs. Measurement – part 1



Model vs. Measurement – part 1



Considerations – part 2

For Measurements in [6]

Suburban area of small city;

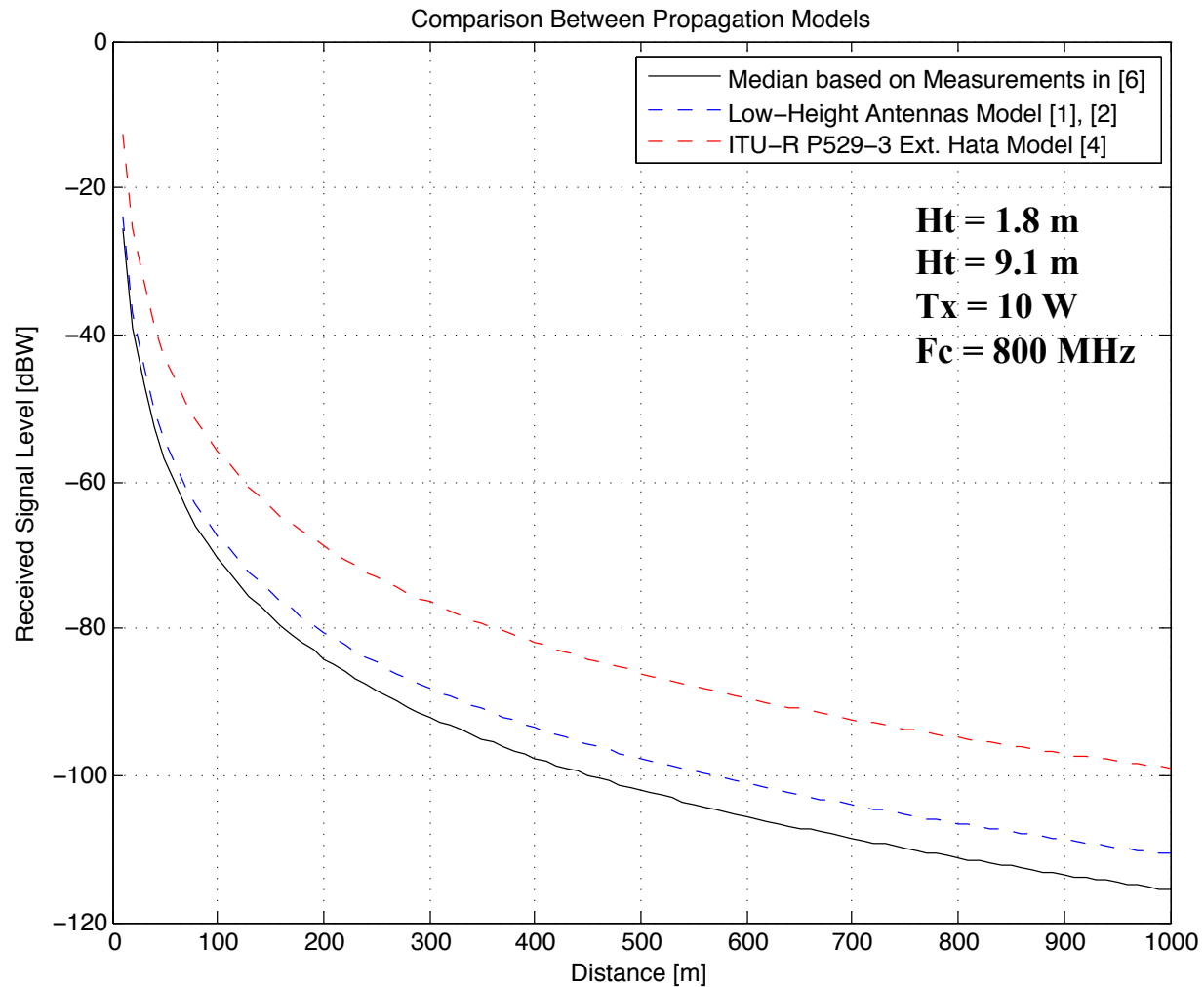
Tx @ 1.8 m (outdoors) is half-wave dipole

Rx @ 9.1 m (outdoors) is half-wave dipole

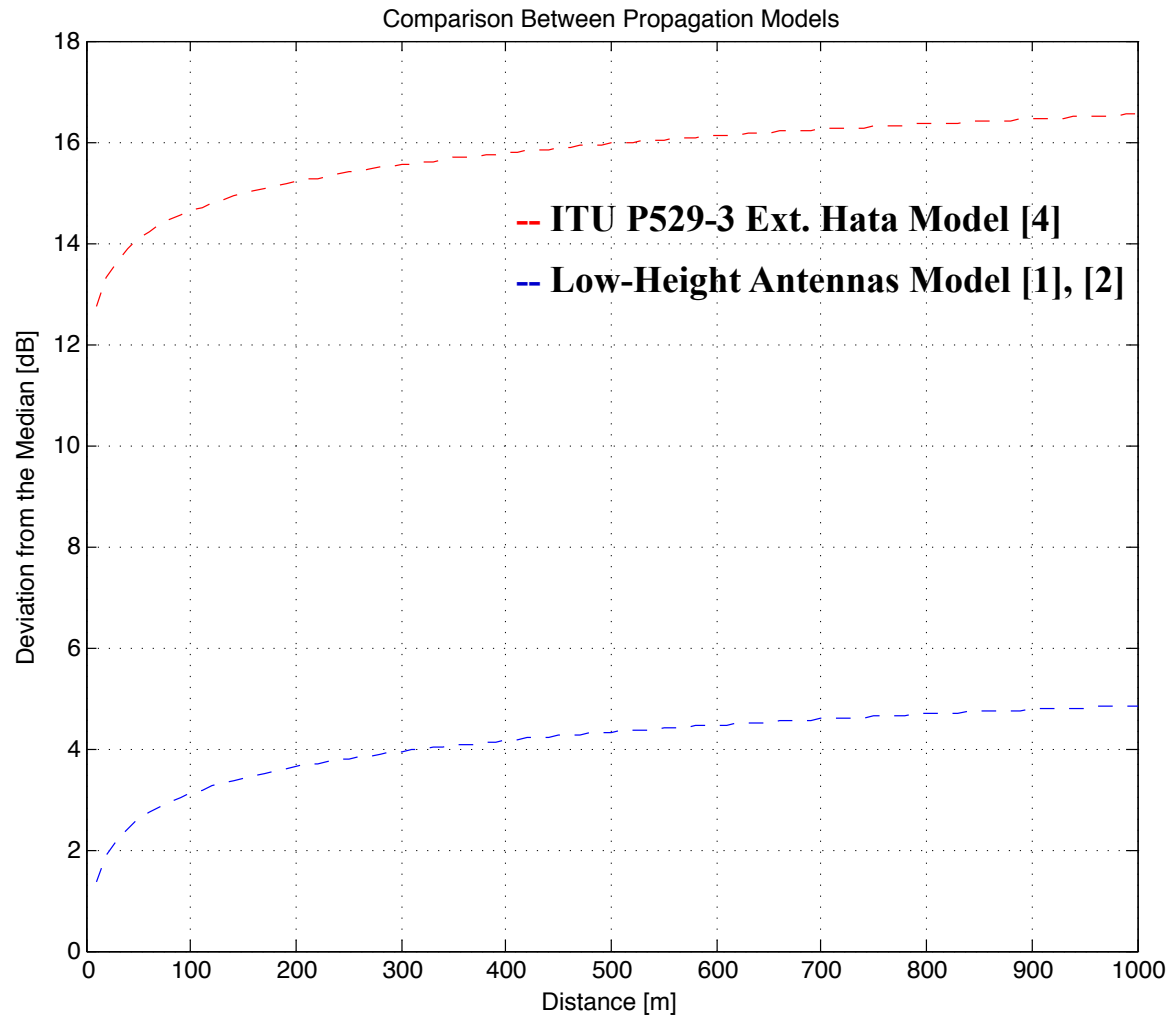
Fc = 800 MHz band

- **Low-Height Antennas Model [1], [2]**
 - Area Type: Suburban
 - Transmitter outdoors
 - Receiver Outdoors
 - Tx and Rx antennas gains are 2.15 dBi each;
- **ITU-R P529-3 Extended Hata Model [4]**
 - Area Type: Suburban
 - Correction factor for city size: Medium to Small
 - Transmitter outdoors
 - Receiver outdoors
 - Tx and Rx antennas gains are 2.15 dBi each;
 - Frequency is 800 MHz;

Model vs. Measurement – part 2



Model vs. Measurement – part 2



Conclusions

- Using models developed for broadcasting services, *i.e.*, Hata [3] and Extended-Hata models [4], can provide very conservative link range estimations for applications in which antennas heights are low. This is due to the fact that the predicted path-loss is smaller than the ones obtained through measurements of low positioned devices [5], [6].
- On the other hand, the model derived for low height antennas [1], [2], has provided path-loss estimation remarkably close the the ones obtained from measurements [5], [6]. It can, therefore, be expected that ranges of links such as H-CPE \leftrightarrow L-CPE will be shorter than previously predicted by the references [7], [8].

References

- [1] G.P. Villardi, C.S. Sum, C. Sun, Y.D. Alemseged and H. Harada, “*Efficiency of Dynamic Frequency Selection Based Coexistence Mechanisms for TV White Space Enabled Cognitive Wireless Access Points*”, IEEE Wireless Communications, Vol. 19, Issue 6, Dec. 2012.
- [2] G.P. Villardi, C. Sun, Y.D. Alemseged and H. Harada, “*Coexistence of TV White Space Enabled Cognitive Wireless Access Points*,” Wireless Communications and Networking Conference (WCNC 2012), Apr. 2012.
- [3] M. Hata, “Empirical formula for propagation loss in land mobile radio services,” *Vehicular Technology, IEEE Transactions on*, vol. 29, no. 3, pp. 317 – 325, Aug. 1980.
- [4] “Recommendation itu-r p.529-3, prediction methods for the terrestrial land mobile service in the vhf and uhf bands,” ITU-R (P.529-3), Tech. Rep., 1999
- [5] Donald C. Cox, Roy R. Murray, A. W. Norris, “Antenna Height Dependence of 800 MHz Attenuation Measured in Houses”, IEEE TRANSACTIONS ON VEHICULAR TECHNOLOGY, VOL. VT-34, NO. 2, MAY 1985
- [6] D. Devasirvatham, “Radio propagation studies in a small city for uni- versal portable communications,” in *Vehicular Technology Conference, 1988, IEEE 38th*, Jun. 1988, pp. 100 –104.
- [7] X. Zhang, C.W. Pyo, C. Song, M. Zhou and H. Harada, “*Preliminary Link Budget Analysis for IEEE 802.22b*”, doc.: IEEE 802.22-12/0055r4, May 2012.
- [8] S. Sasaki and B. Zhao, “*Link Budget Analysis for IEEE 802.22b*”, doc.: IEEE 802.22-12/0054r0, May 2012.