

Project: IEEE P802.15 Working Group for Wireless Personal Area Networks (WPANs)

Submission Title: [Common Coherent and Non-Coherent Modulation Proposal]

Date Submitted: [21-Sep-2009]

Source: [Michael Mc Laughlin] **Company & Affiliation** [Decawave Ltd.]

Address [Digital Depot, Thomas Street, Dublin 8, Ireland]

Voice:[+353-1-5111231], **FAX:** [What's a FAX?], **E-Mail:** [michael.mclaughlin@decawave.com]

Re: [802.15.6]

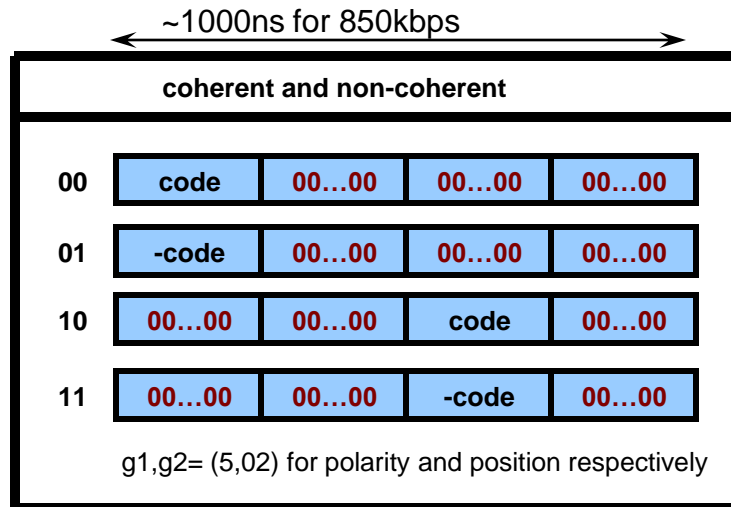
Abstract: [Proposes a modulation scheme for BAN]

Purpose: [To promote discussion in 802.15.6.]

Notice: This document has been prepared to assist the IEEE P802.15. It is offered as a basis for discussion and is not binding on the contributing individual(s) or organization(s). The material in this document is subject to change in form and content after further study. The contributor(s) reserve(s) the right to add, amend or withdraw material contained herein.

Release: The contributor acknowledges and accepts that this contribution becomes the property of IEEE and may be made publicly available by P802.15.

802.15.4a Burst Position Modulation



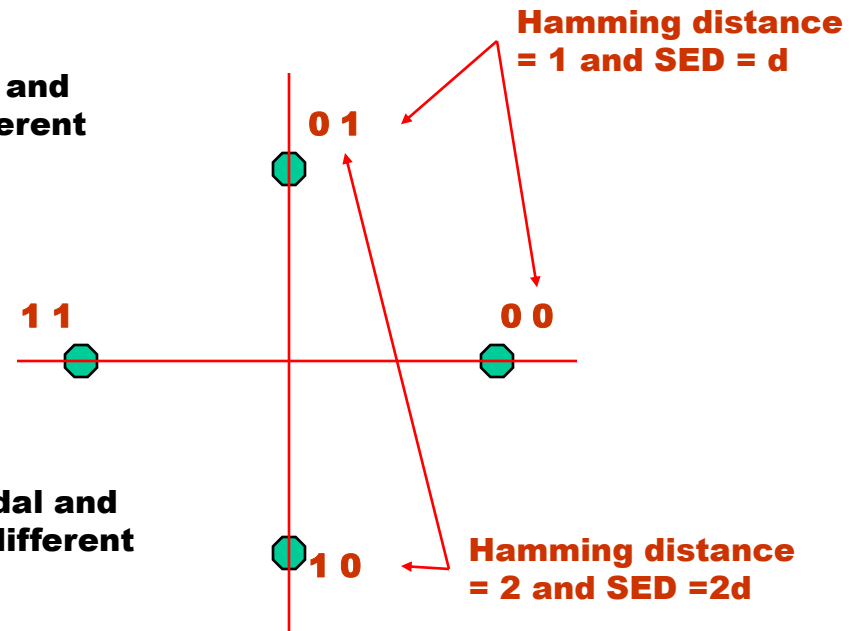
Antipodal 4pt Constellation

bit1	bit0	Symbol Transmitted
0	0	-1 .. 1 .. 0 .. 0
0	1	0 .. 0 .. 1 .. -1
1	0	0 .. 0 .. -1 .. 1
1	1	1 .. -1 .. 0 .. 0

Antipodal and 2 bits different

Antipodal and 2 bits different

Orthogonal and 1 bit different



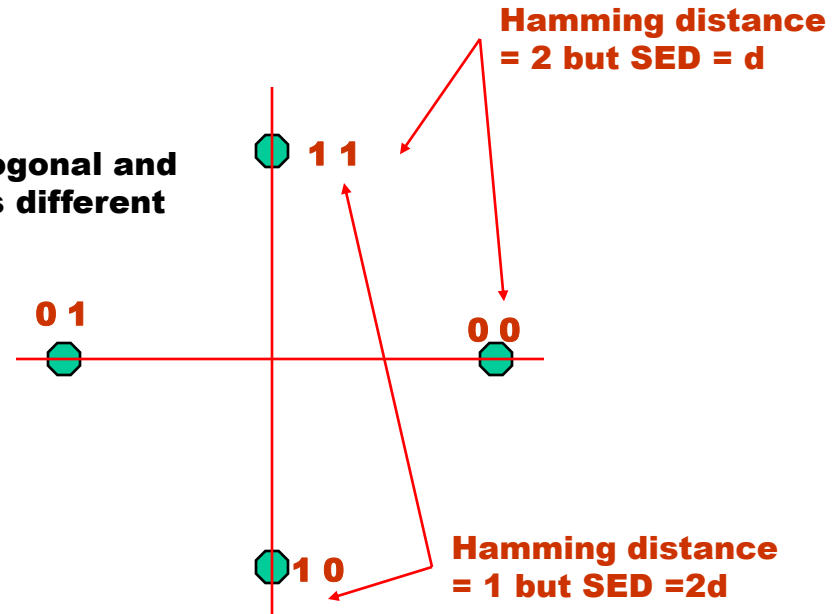
SED = Squared Euclidean Distance

Non-Antipodal 4 pt Constellation

bit1	bit0	Symbol Transmitted
0	0	-1 .. 1 .. 0 .. 0
0	1	1 .. -1 .. 0 .. 0
1	0	0 .. 0 .. -1 .. 1
1	1	0 .. 0 .. 1 .. -1

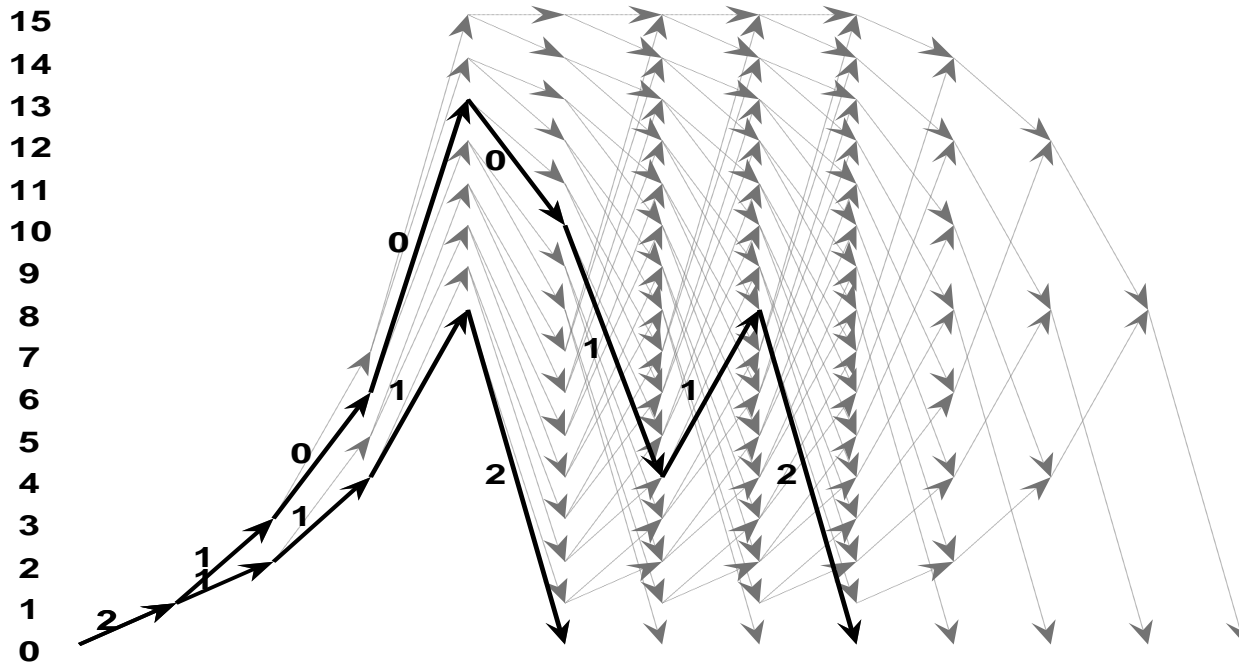
Orthogonal and 2 bits different

Antipodal and 1 bit different



SED = Squared Euclidean Distance

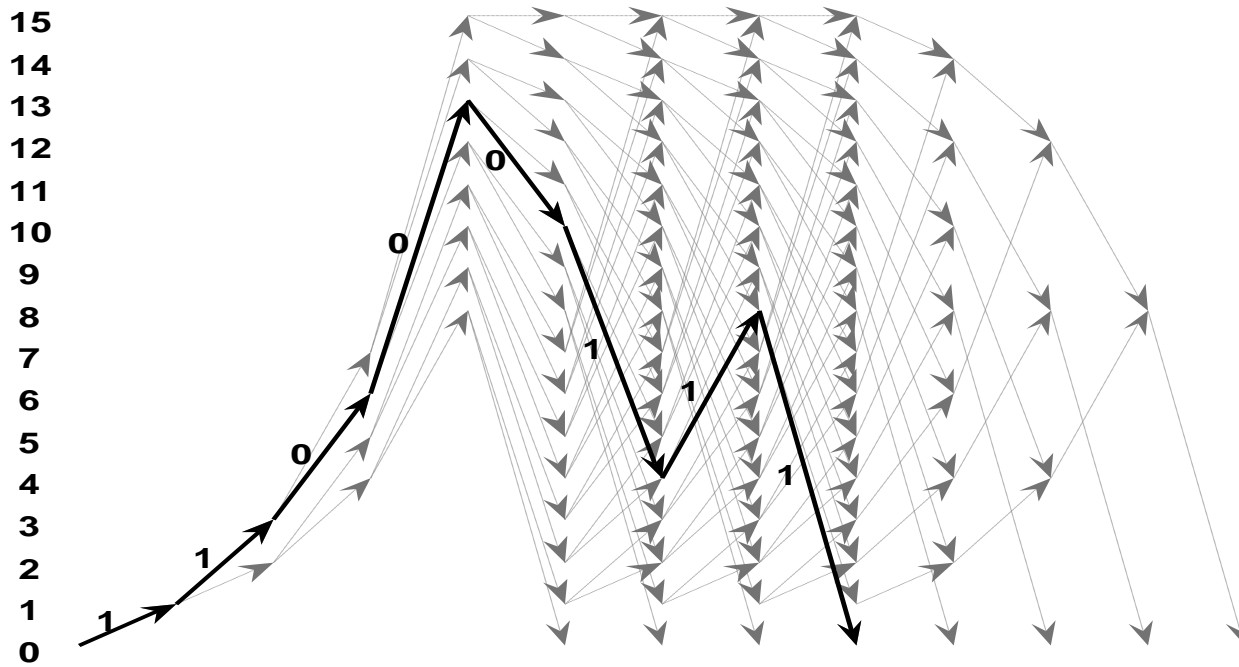
Trellis Diagram, Optimum antipodal conv. code with $K=5$, $g_1=35$, $g_2=23$



$d_{\text{free}} = 7$, with 2 parallel pathways

This is the way this code is supposed to work!

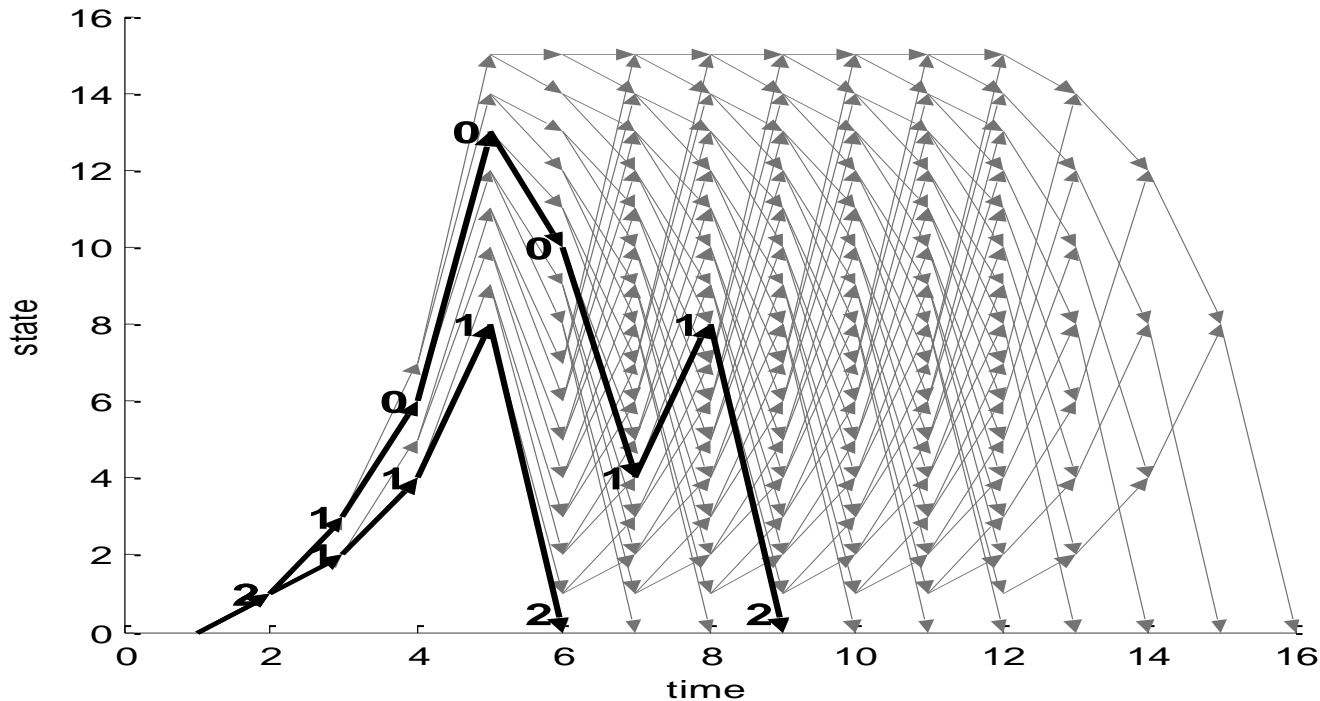
Trellis Diagram, Non-Antipodal K=5, g1=35, g2=23



$d_{\text{free}} = 5$, 1 pathway

This is how it actually works with the PPM/BPSK constellation!

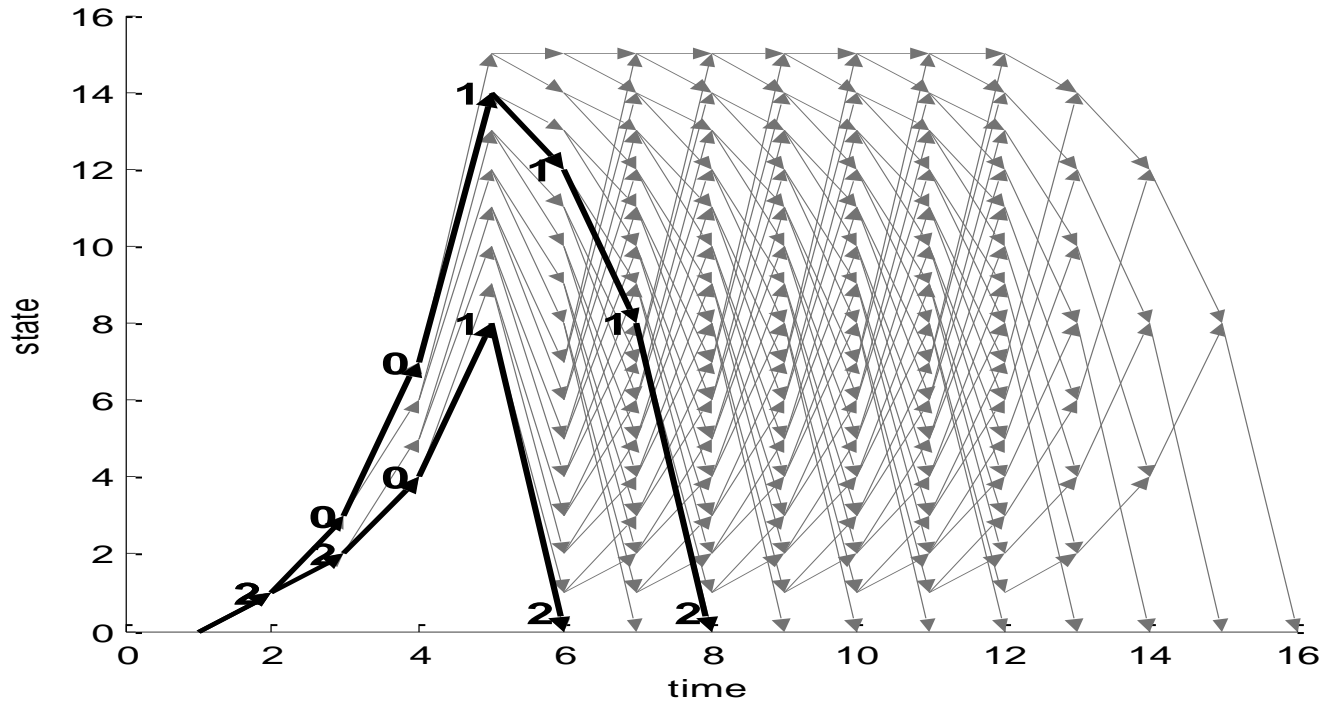
Trellis Diagram, Non-Antipodal K=5, g1=35, g2=16



$d_{\text{free}} = 7$, 2 parallel pathways

This is a better code with the PPM/BPSK constellation!

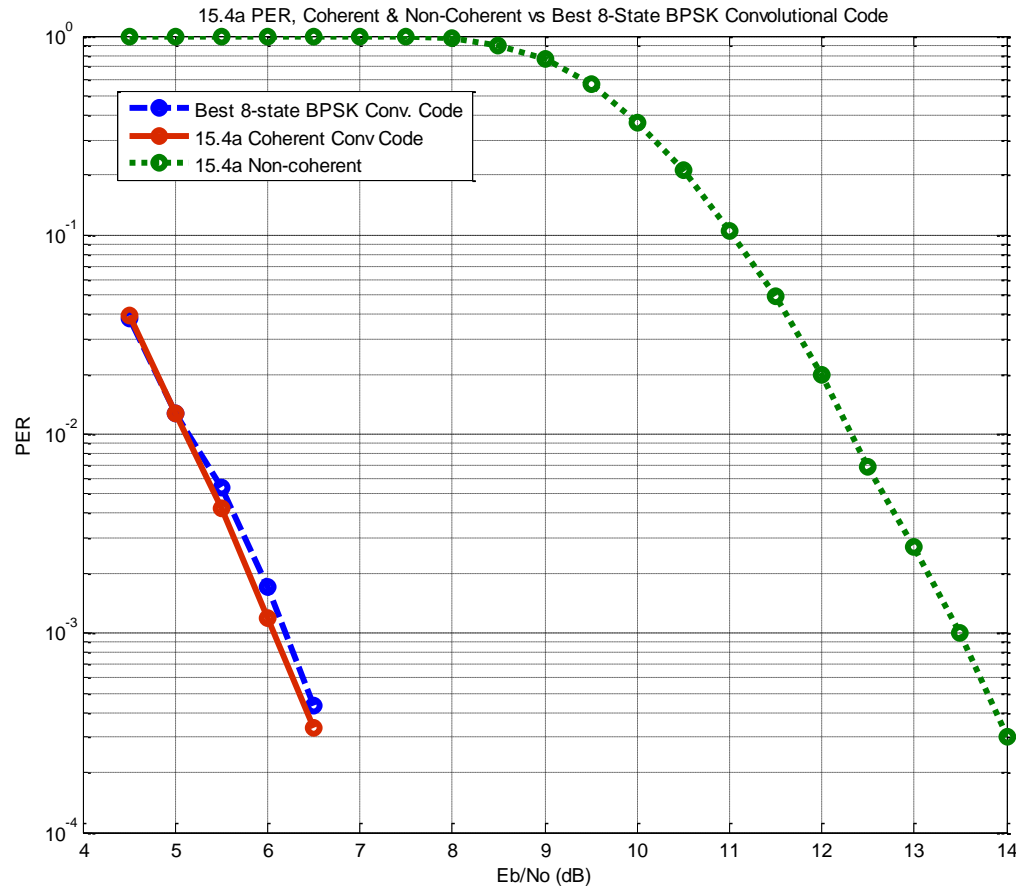
Trellis Diagram, Non-Antipodal K=5, g1=33, g2=02



$d_{\text{free}} = 7$, 2 parallel pathways

This is just as good too and its systematic!

Coherent vs Non-Coherent AWGN PER



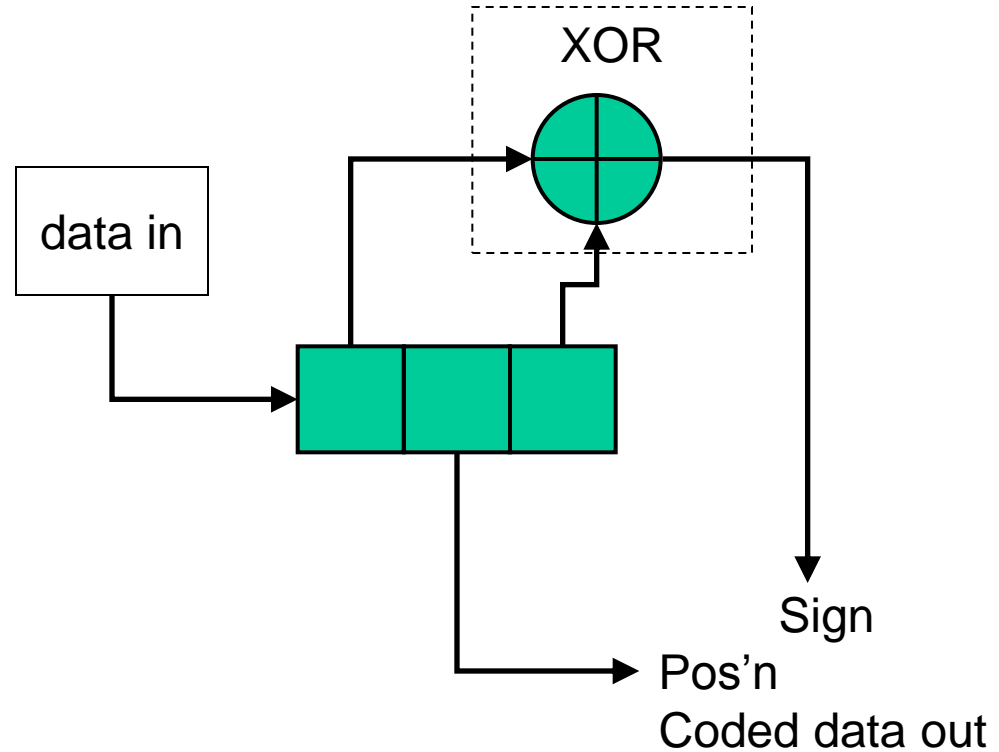
At 1Mbps required E_b/N_0 of 12dB means shorter non-coherent range.

Range increases as bit rate decreases. 7m for 1Mbps => 50m for 20kbps

802.15.4a Convolution code

Pos'n	Sign	Symbol Transmitted
0	0	-1 .. 1 .. 0 .. 0
0	1	1 .. -1 .. 0 .. 0
1	0	0 .. 0 .. -1 .. 1
1	1	0 .. 0 .. 1 .. -1

Note: Can recover *Pos'n* bit with non-coherent receiver architecture.



Exact code composition TBD

Figure 7. Convolutional code. Rate $\frac{1}{2}$ code, $K=3$, Generators (5,2), $g_1=101$, $g_2=010$

Summary

- Combined PPM and BPSK for both coherent and non-coherent modulation at all PRFs.
- $K=3$ convolutional code with octal generators (5,2) for polarity and position respectively
- Small Viterbi Decoder ~3k gates
 - $<0.1\text{mm}^2$ in 90nm CMOS

Advantages

- Non-coherent can decode also
 - Don't need a common lower performance mode to accommodate non-coherent receiver
- No Price to Pay for Coherent
 - Optimal AWGN BER performance for coherent architecture
- Coherent may turn off its Viterbi decoder
 - systematic code makes this easy
 - If signal good enough, (lose ~8dBs)
 - lower power consumption