

Project: IEEE P802.15 Working Group for Wireless Personal Area Networks (WPANs)

Submission Title: [Preamble Comments Resolution]

Date Submitted: [May 13, 2008]

Source: [Ismail Lakkis¹, Tuncer Baykas², Hiroshi Harada², Shuzo Kato²]

Company [(1) Tensorcom, (2) NICT]

Address []

Voice:[], FAX: [], E-Mail:[ilakkis@tensorcom.com, Shu.kato@nict.go.jp]

Re: []

Abstract: [SC & HSI preambles resolution]

Purpose: [Solve comments related to SC & HSI preambles]

Notice: This document has been prepared to assist the IEEE P802.15. It is offered as a basis for discussion and is not binding on the contributing individual(s) or organization(s). The material in this document is subject to change in form and content after further study. The contributor(s) reserve(s) the right to add, amend or withdraw material contained herein.

Release: The contributor acknowledges and accepts that this contribution becomes the property of IEEE and may be made publicly available by P802.15.

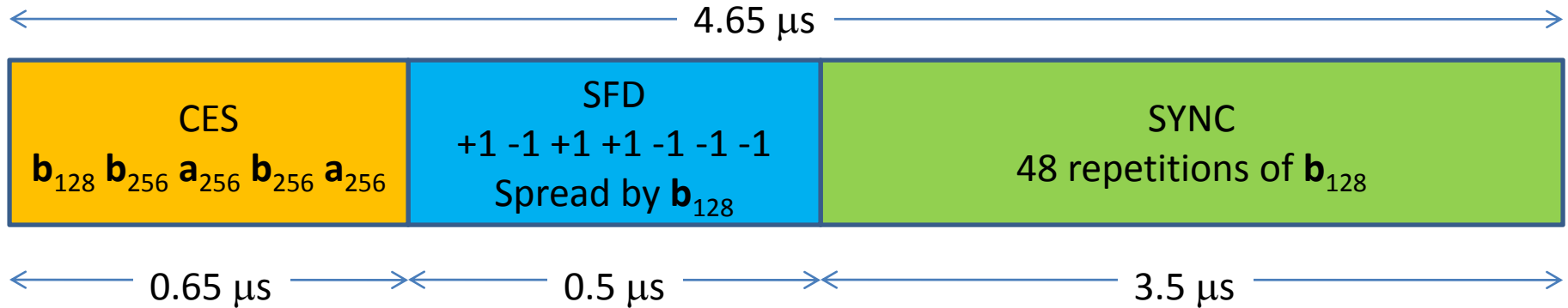
Comments Related To

- Preambles
- Header
- Pilot word length

Golay Codes

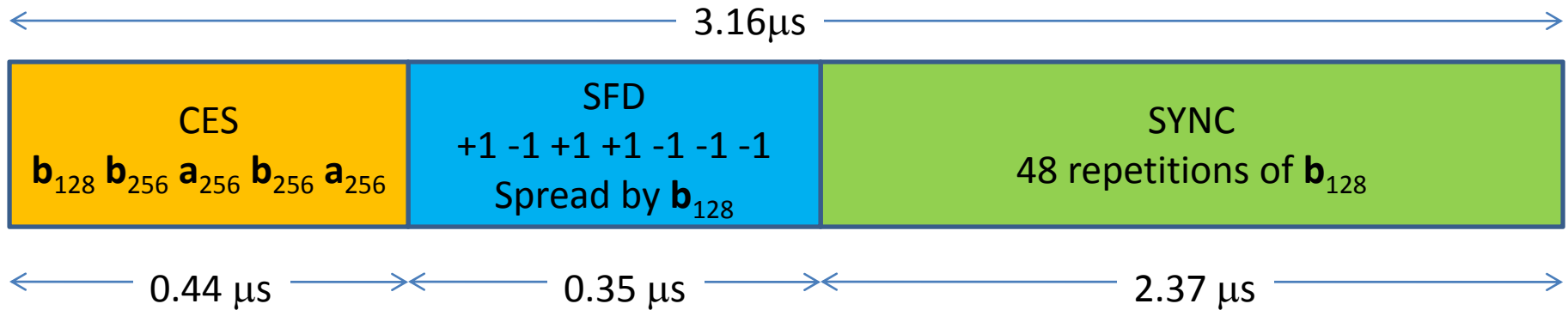
- Length 8 codes
 - a8 = EB (B first in time B = 1 0 1 1 (right is lsb and is first in time))
 - b8 = D8
- Length 64 codes
 - a64 = 63AF05C963500536
 - b64 = 6CA00AC66C5F0A39
- Length 128 codes
 - a128 = 0536635005C963AFFAC99CAF05C963AF
 - b128 = 0A396C5F0AC66CA0F5C693A00AC66CA0
- Length 256 codes
 - a256 = [a128 b128]
 - b256 = [a128 not(b128)] (not \Leftrightarrow 0 becomes 1 and 1 becomes 0)

CMS Preamble



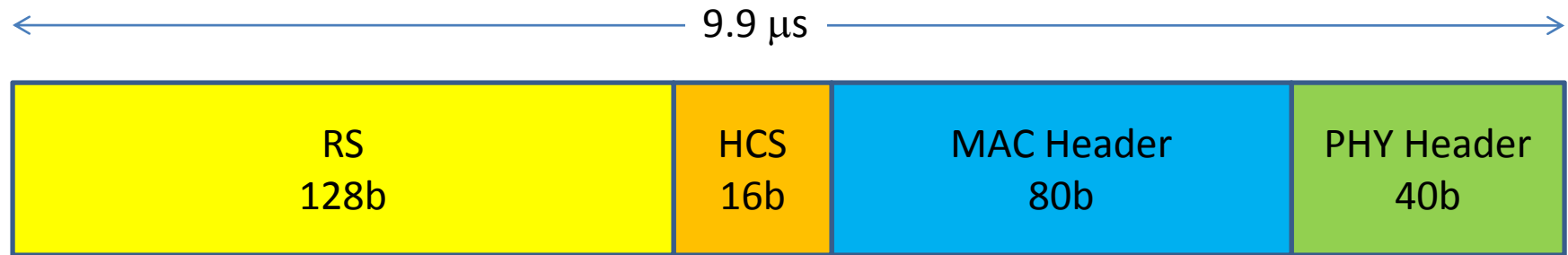
- SYNC = 48 repetitions of \mathbf{b}_{128}
- SFD = $[+1 -1 +1 +1 -1 -1 -1]$ (right transmitted first) spread by \mathbf{b}_{128}
 - SFD = $[+1 +1 +1 -1 -1 +1 -1]$ is used in CAP to indicate HR SC transmission with MR header
- CES = $[\mathbf{b}_{128} \mathbf{b}_{256} \mathbf{a}_{256} \mathbf{b}_{256} \mathbf{a}_{256}]$ (\mathbf{a}_{256} first in time)
- Overall preamble length \Leftrightarrow 64 Golay code \mathbf{b}_{128}
- Preamble duration = 4.6545 μs
- Designed for multipath 10ns r.m.s. delay spread with
 - Detection probability = 99.99%
 - False alarm probability = 1%

HSI MCS0



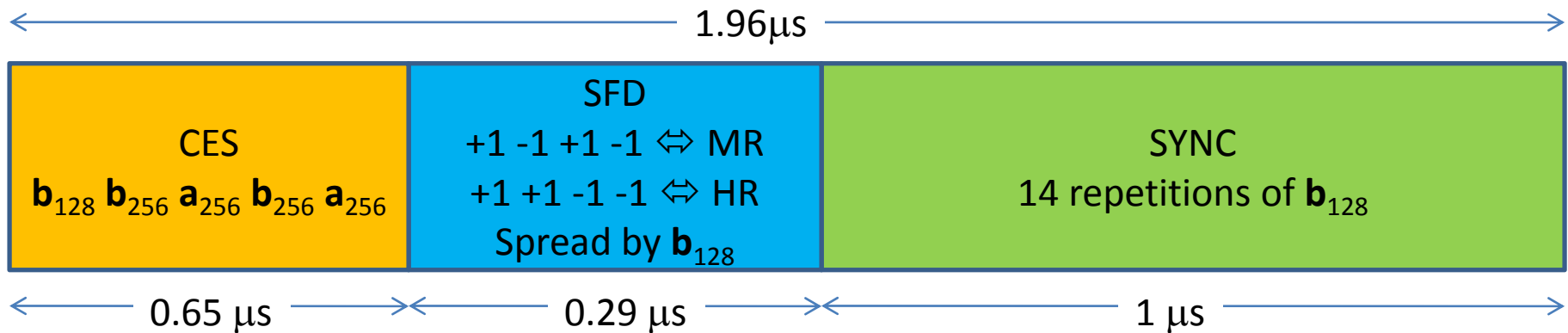
- Total duration
- Sample rate is unchanged: 2592 MHz

CMS Header (No change)



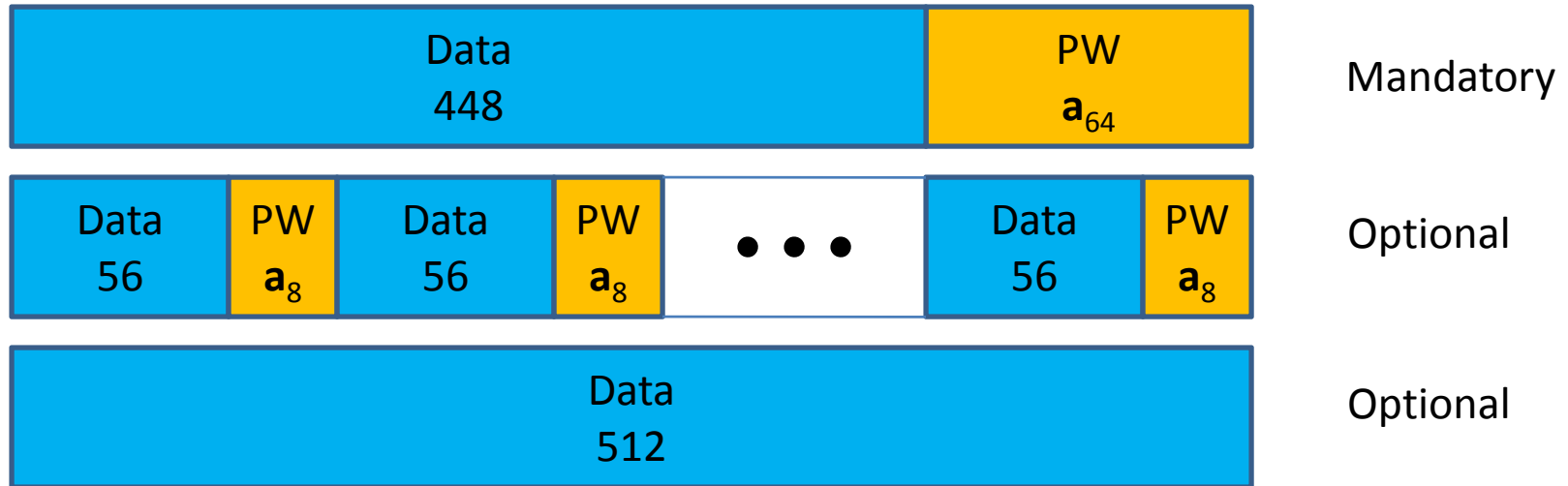
- CMS header is too long to be used for HR data packets in CAP.
- If we were to use CMS preamble for all transmissions in CAP than it is better to define an extra field (we are not adopting this):
 - Duration 8b (in μs)
 - Header mode 2b (00 ⇔ CMS, 01 ⇔ MR, 10 ⇔ HR),
 - CRC 1 bit
 - Encoding Ham(15,11)
 - Spreading with \mathbf{a}_{64}

High Data Rate Preamble (SC & HSI)



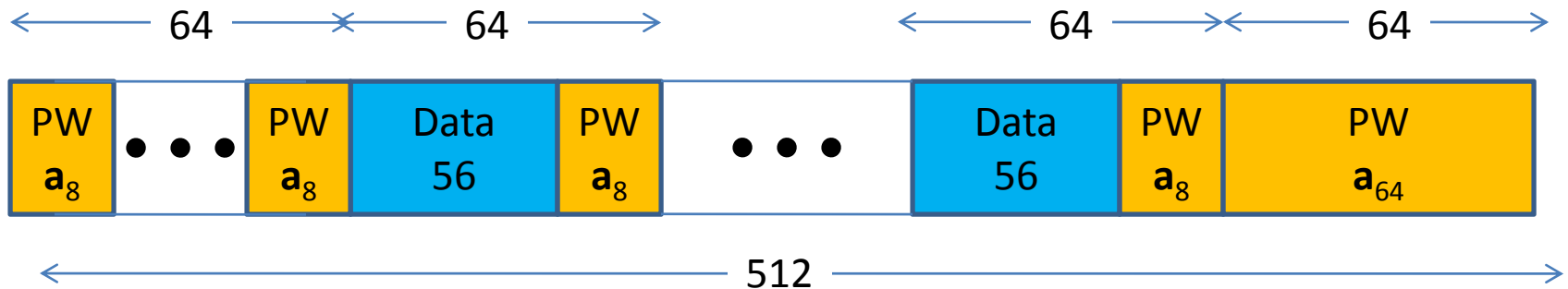
- SFD = $[+1 -1 +1 -1]$ (-1 first in time) means MR (medium rate) header
- SFD = $[+1 +1 -1 -1]$ (-1 first in time) means HR (high rate) header
- Durations shown are for SC (not HSI)

Sub-block with $PW = 8$



- The first 2 options have the same data rate
 - Option 1 is for long delay spread
 - Option 2 is for low power near-LOS
 - Option 3 is for pure LOS
 - 2 bits in the PHY header to indicate the modes
 - Receive status field should be 2 bits
 - Add it as well to capability IE

SC High Rate Header



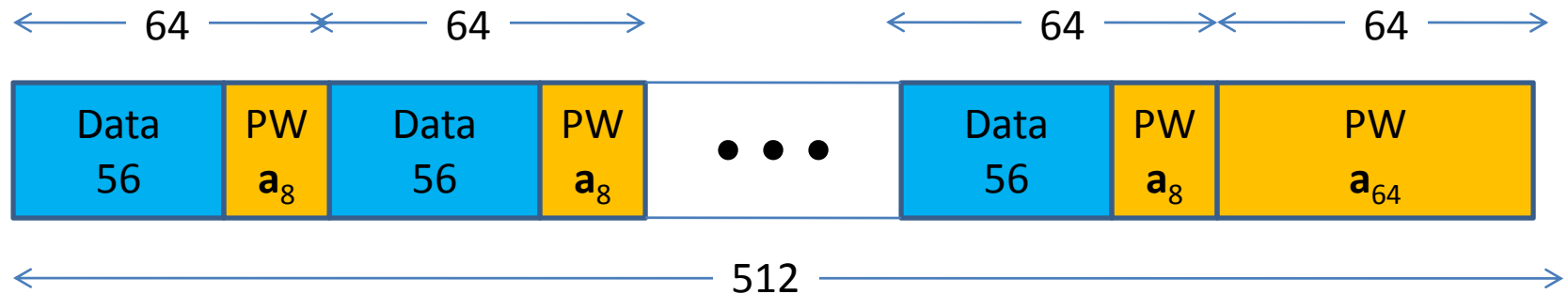
- MR (Medium Rate) header
 - Spreading factor = 6
 - Number of occupied sub-blocks = 5
 - Number of stuff bits = 16 bits (96 chips)
 - Header rate = 181.5 Mbps
- HR (High Rate) header
 - Spreading factor = 2
 - Number of occupied sub-blocks = 2
 - Number of stuff bits = 72 bits (144 chips)
 - Header rate = 453.75 Mbps

CAP rules

- SC in regular & directional CAPs
 - CMS preamble
 - SFD = [+1 -1 +1 +1 -1 -1 -1] \Leftrightarrow CMS frame
 - SFD = [+1 +1 +1 -1 -1 +1 -1] \Leftrightarrow MCS > 0
 - MCS > 0
 - MR header
 - MCS = 0
 - CMS header

- HSI in regular & directional CAPs
 - MCS0 preamble
 - SFD = [+1 -1 +1 +1 -1 -1 -1] \Leftrightarrow CMS frame
 - SFD = [+1 +1 +1 -1 -1 +1 -1] \Leftrightarrow MCS > 0
 - Any MCS

Appendix



- This works (with FDE) if $a_8 =$ first 8 bits of a_{64}
- However we want to keep it simple and for the header it does not buy anything