

Project: IEEE P802.15 Working Group for Wireless Personal Area Networks (WPANs)

Submission Title: PSSK Proposal for High-data-rate In-body WBAN PHY

Date Submitted: July 16, 2009

Source: [Jaehwan Kim, Jung Yeol Oh, Cheolhyo Lee, Hyung Soo Lee, Jae Young Kim]

Company: [ETRI]

Address: [ETRI, 138 Gajeong-ro, Yuseong-gu, Daejeon, 305-700, South Korea]

Voice: [+82-42-860-5338], **FAX:** [+82-42-823-5218]

E-mail: [kimj@etri.re.kr, jyoh@etri.re.kr, cleee7@etri.re.kr, hsulee@etri.re.kr, jyk@etri.re.kr]

Re: This document is ETRI's response to the Call For Proposal from the IEEE P802.15 Task Group 6 on BAN.

Abstract: This document presents High-data-rate In-body WBAN.

Notice: This document has been prepared to assist the IEEE P802.15. It is offered as a basis for discussion and is not binding on the contributing individual(s) or organization(s). The material in this document is subject to change in form and content after further study. The contributor(s) reserve(s) the right to add, amend or withdraw material contained herein.

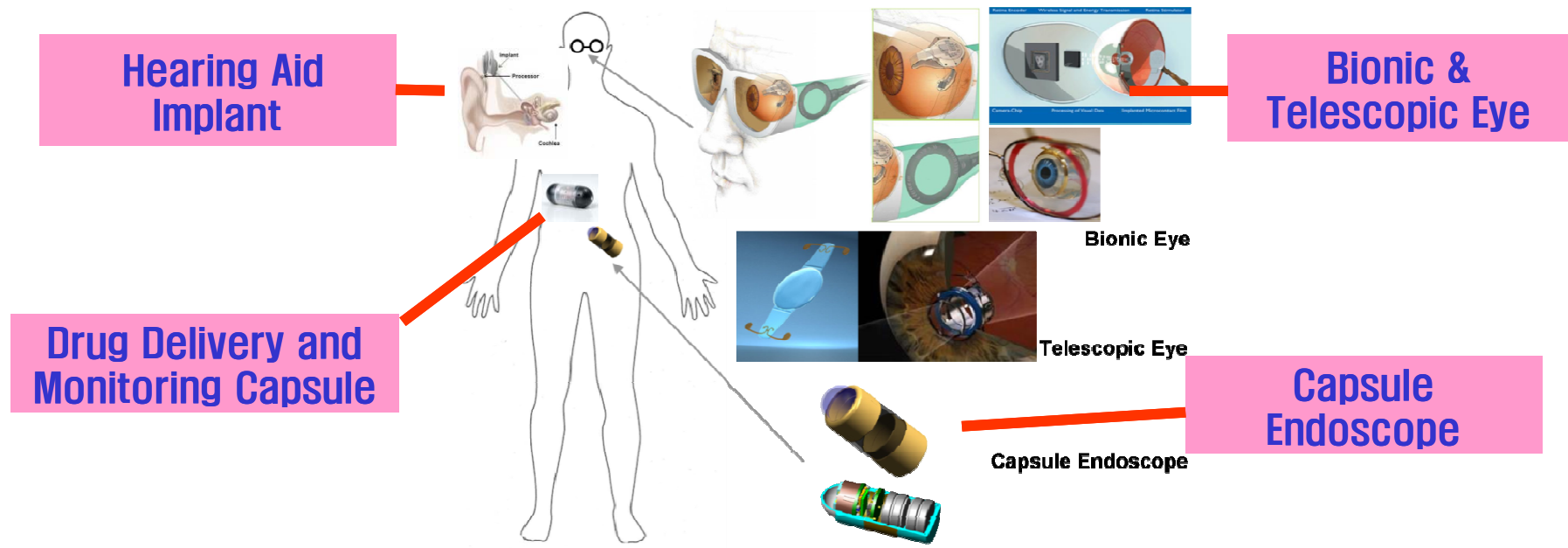
Release: The contributor acknowledges and accepts that this contribution becomes the property of IEEE and may be made publicly available by P802.15.

Presentation Outline

- **Requirements**
- **Proposed PHY**
- **Performance**
- **Link Budget**
- **Spectral Mask**
- **Conclusion**

Applications of High-data-rate In-body WBAN

- Applications of Implantable BAN
 - Capsule Endoscope
 - Drug Delivery & Monitoring Capsule
 - Bionic & Telescopic Eye
 - Implant Hearing Aid
- Image resolution
 - Image quality at least 2Mbps
 - Enlarge the image for specific symptom
 - HD image : up to 20Mbps



Key Features of Proposed PHY for High-data-rate In-body Communication

- Design objective
 - Power efficient modulation
 - Bandwidth efficient modulation
 - Overcome the disadvantage of Phase Shift Keying
 - Pros : Bandwidth efficient
 - Cons : Less power efficient than orthogonal modulations

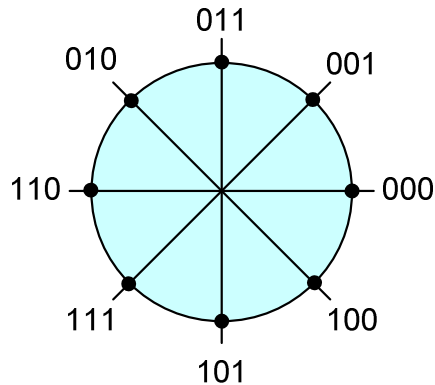
- Phase-Silence Shift Keying (PSSK)
 - Compromise between Power efficient modulation and bandwidth efficient modulation
 - PSSK achieves this by using orthogonal phase spaces.

Phase Silence Shift Keying (PSSK)

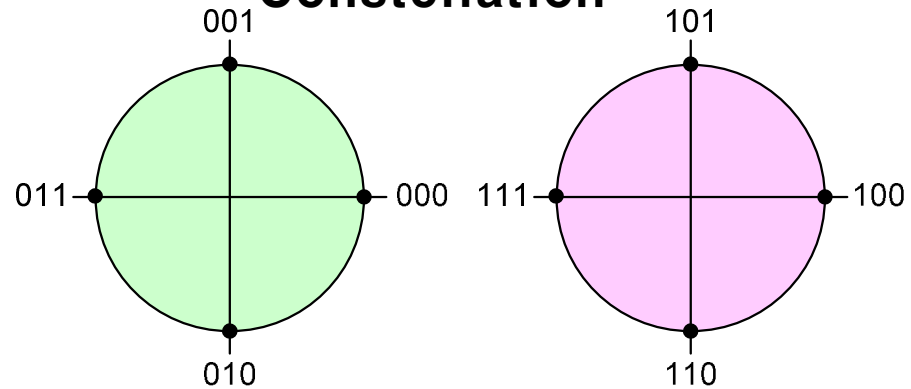
- Phase-Silence Shift Keying (PSSK)
 - Power efficient modulation
 - Zero-envelope period at each symbol
 - Less abrupt phase shift 180° than PSK
 - Bandwidth efficient than the orthogonal modulations (PPM, FSK, OOK)
 - Good performance
 - 8PSSK is 5.4 dB better than 8PSK
 - 8PSSK is 1.5 dB better than QPSK

8 - Phase Silence Shift Keying (8PSSK)

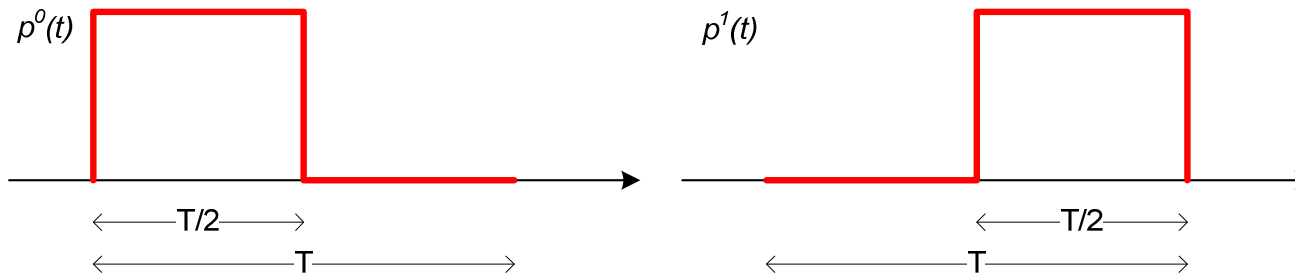
8PSK Constellation



8PSSK Constellation



$$S_m(t) = p^k(t) \cos(2\pi f_c t + 4\pi \text{mod}(m, 0.5M)/M)$$



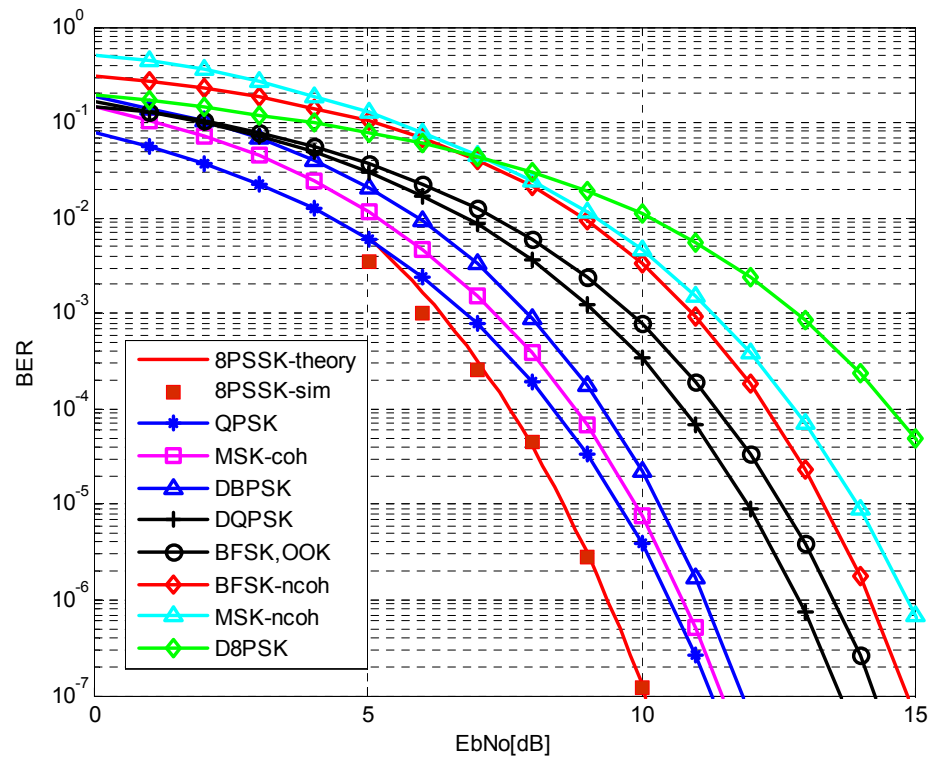
- Half silent period of symbol duration makes save transmit power for 3 dB.

8 - Phase Silence Shift Keying (8PSSK)

- 8 PSSK
 - Suitable for 10/20Mbps high data rate WBAN In-body systems
 - Low complexity / Low power/ High performance
 - Improve back-off characteristic for non-linearity analog devices
 - Simple differential receiver architecture is possible for non-coherent detection
 - Possible to share transceiver architecture with M-PSK or (M-DPSK)
 - 성능 관련
 - Square-Root Raised Cosine pulse is used for pulse shaping

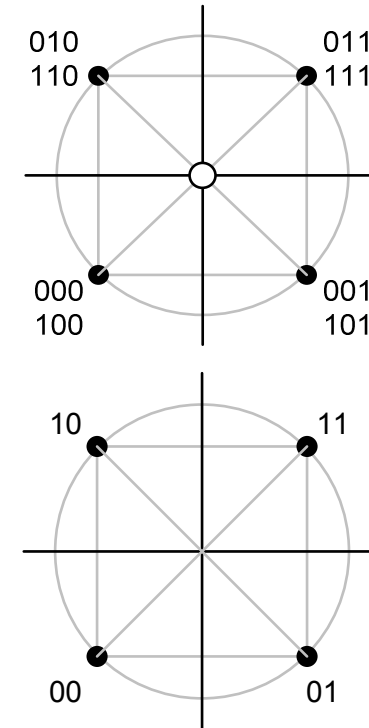
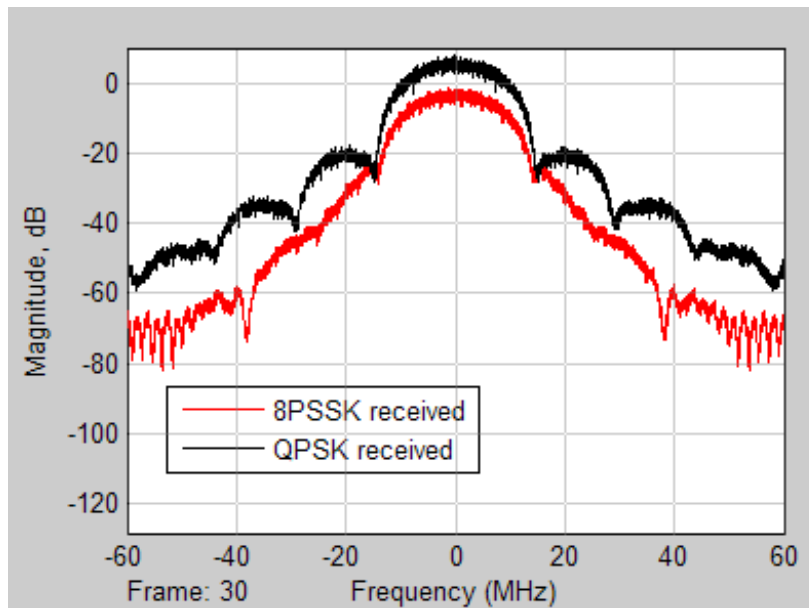
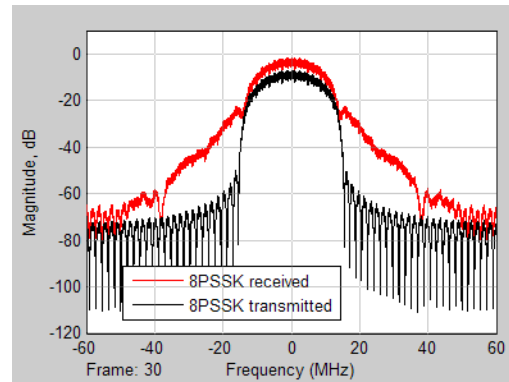
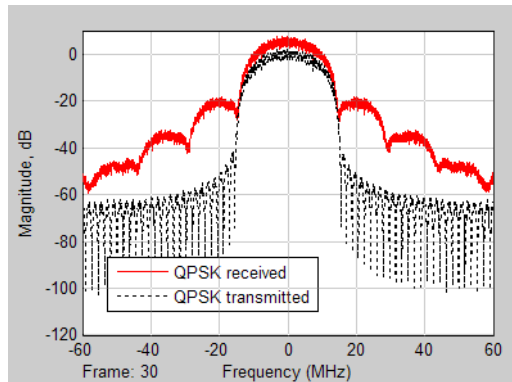
Freq. Band [MHz]	Modulation	Symbol Rate [Msps]	Pulse Shape	Bandwidth [MHz]	Data Rate [Mbps]
270 - 310	8-PSSK	1.92	SRRC	7.68	5.76
		3.84	SRRC	15.36	11.52
		7.68	SRRC	30.72	23.04

PSSK Performance



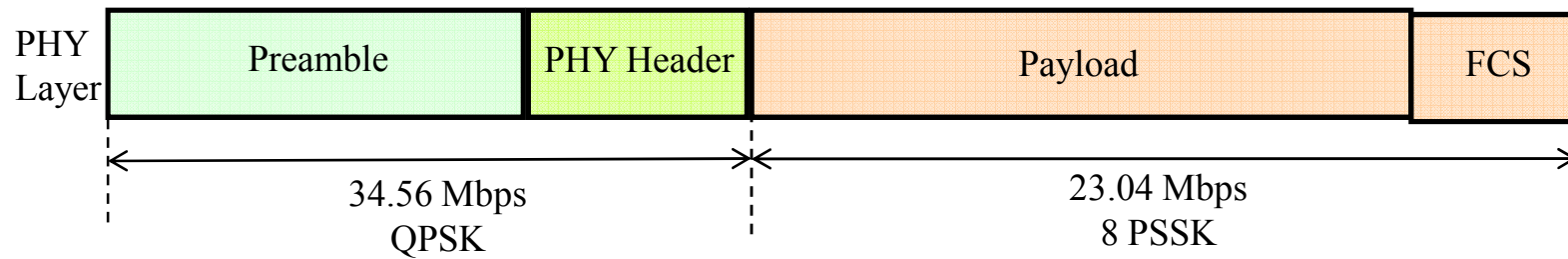
	8PSSK	QPSK	BPSK	2FSK	2FSK	MSK	MSK	GMSK
BW[bps/Hz]	0.75	1	0.5	0.4	0.25	0.75	0.75	0.88
BER [10^{-6}]	9dB	10.5dB	10.5dB	13.5dB	14.2dB	10.5dB	14.8dB	12.2dB
Receiver	Coh.	Coh.	Coh.	Coh.	Non-coh	Coh.	Non-coh	Coh.

PSSK Performance



- Zero crossing rate due to phase shift 180° can be reduced to a quarter compared to that of the QPSK.
- Spectrum re-growth effect can be reduced.

Frame Structure



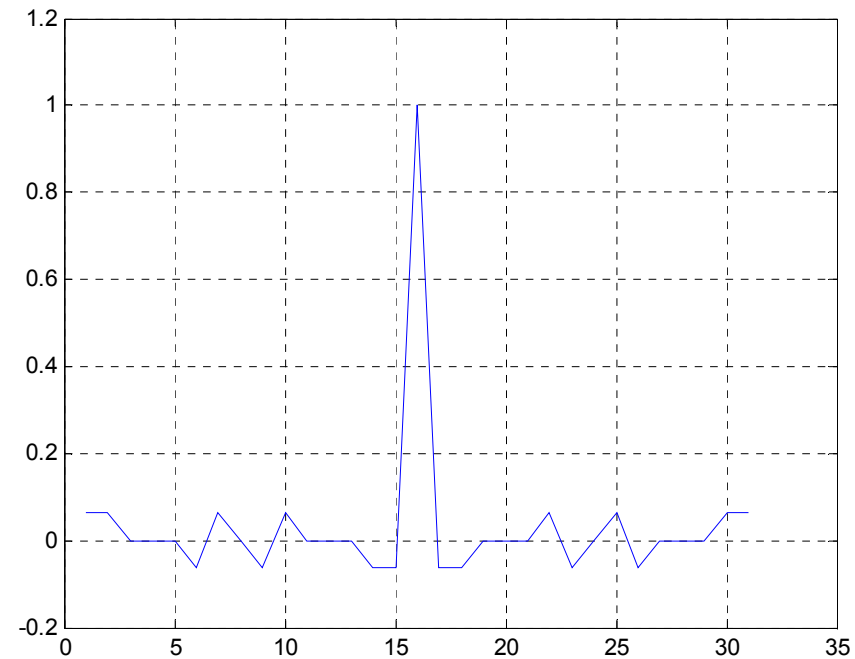
- Preamble
 - 16 Symbol CAZAC sequence
- PHY Header
 - 2 bytes
 - Frame length, rate, scrambling seed
- FCS
 - CCITT CRC-16

Preamble Code

- CAZAC sequence
 - Constant Amplitude Zero Auto-Correlation
 - Constant envelop for time and frequency domain

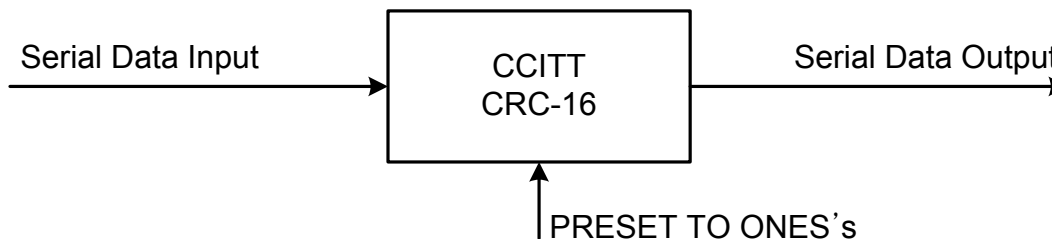
CAZAC sequence

CAZAC sequence element	Value
C_0	$+1+j$
C_1	$+1+j$
C_2	$+1+j$
C_3	$+1+j$
C_4	$-1+j$
C_5	$-1-j$
C_6	$+1-j$
C_7	$+1+j$
C_8	$-1-j$
C_9	$+1+j$
C_{10}	$-1-j$
C_{11}	$+1+j$
C_{12}	$+1-j$
C_{13}	$-1-j$
C_{14}	$-1+j$
C_{15}	$+1+j$

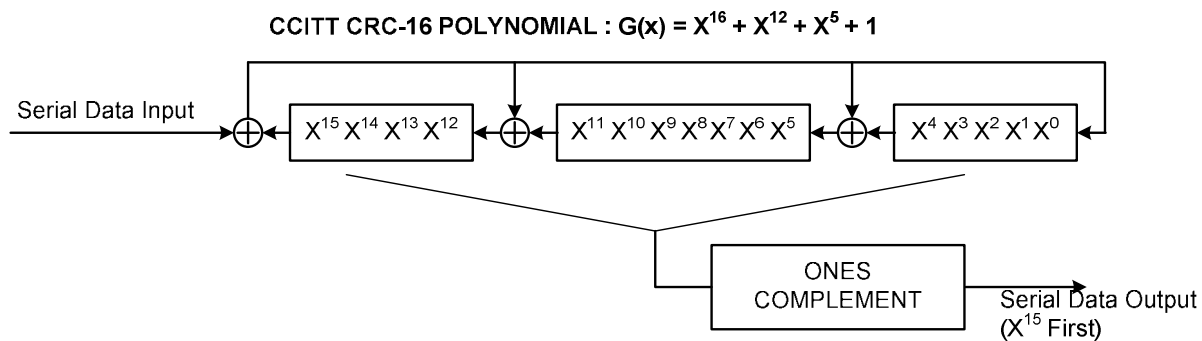


CRC

CCITT CRC-16 CALCULATOR



1. Preset registers to all ones
2. Shift serial data input through the shift register
3. Take ones complement of the remainder
4. Transmit out serial X^{15} first

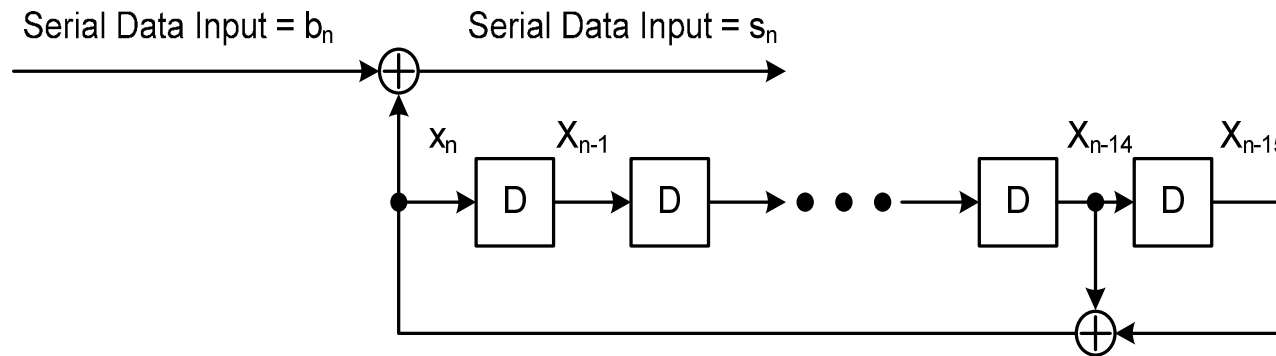


CCITT CRC-16 Implementation

Scrambling

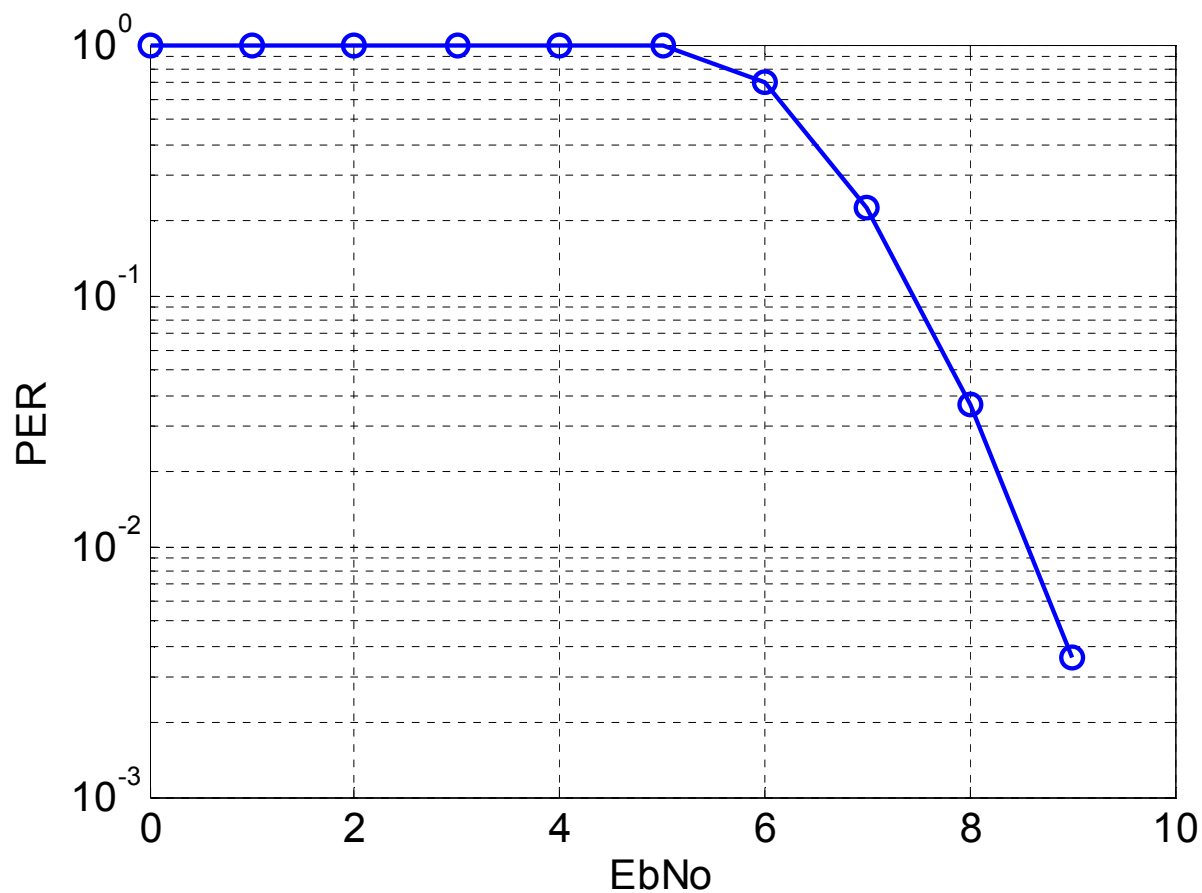
- PRBS generator

- $g(D) = 1 + D^{14} + D^{15}$ $x_n = x_{n-14} \oplus x_{n-15}$



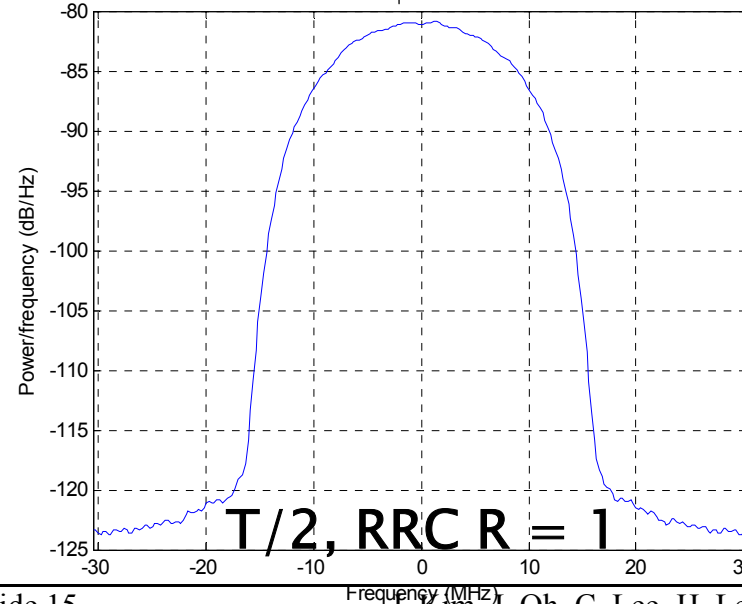
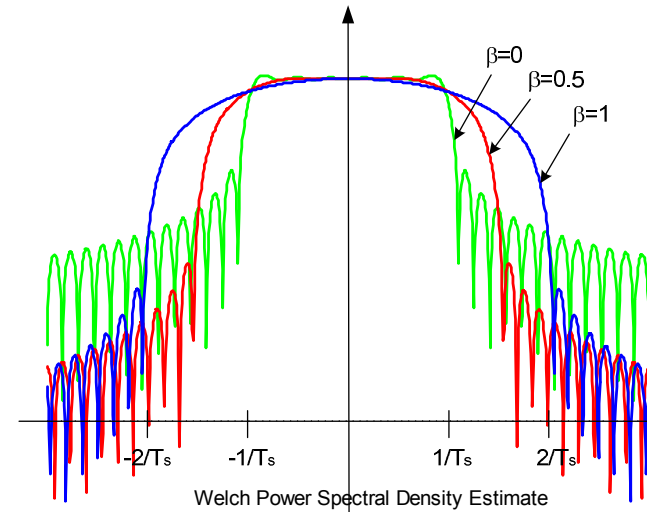
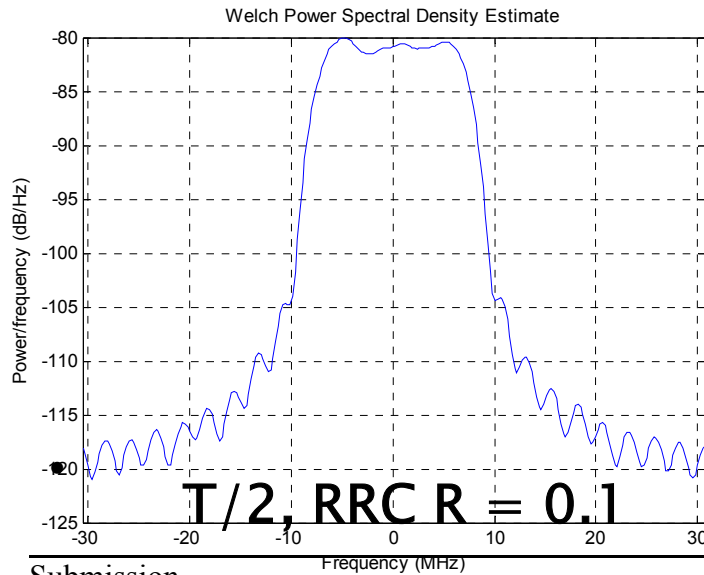
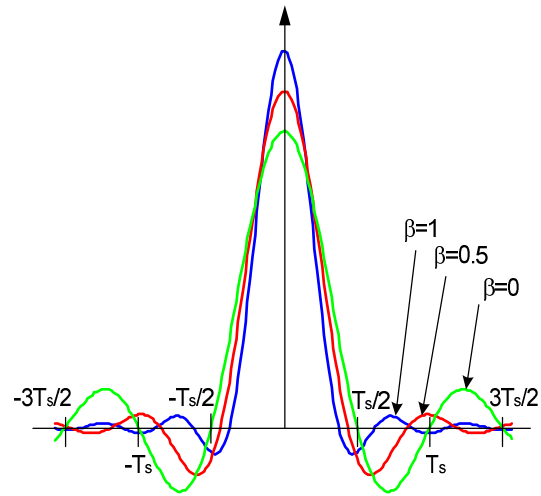
Performance

- We can achieve 10% PER about 7 dB for EbNo



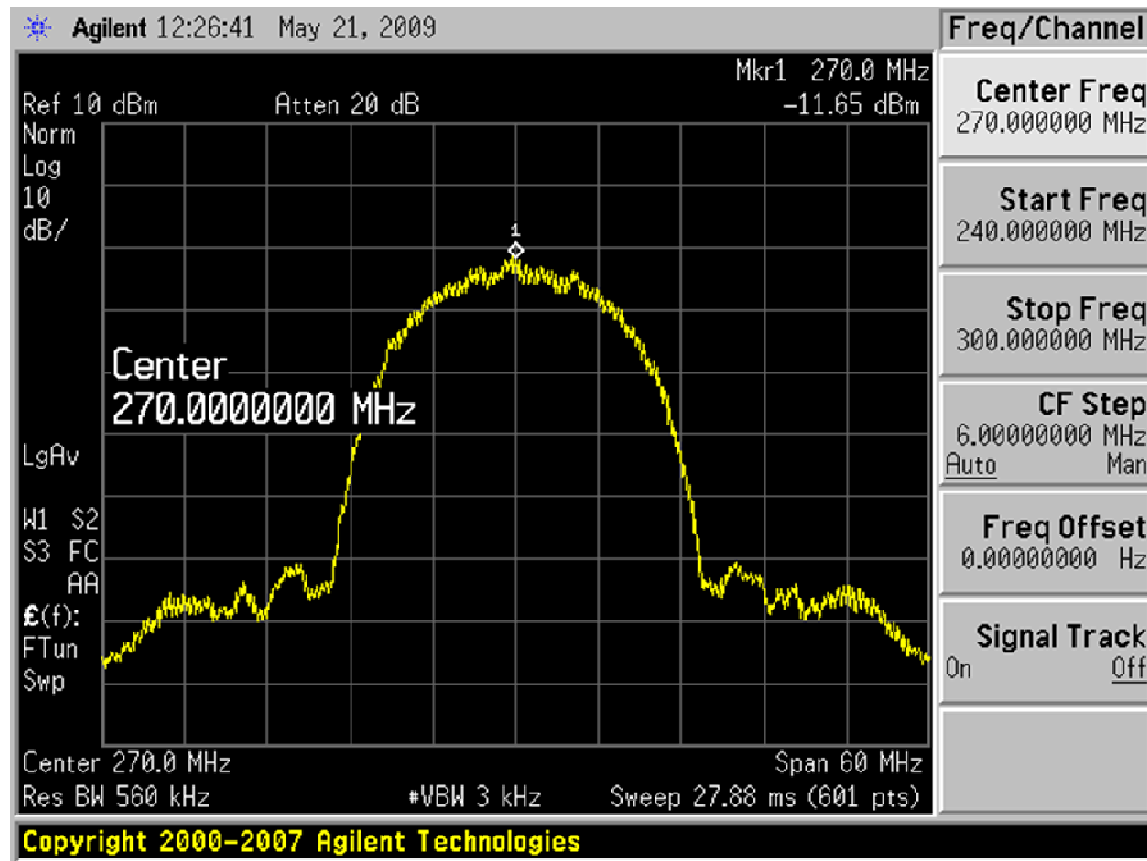
Power Spectrum

- 20 MHz data rate



Power Spectrum

- 20 MHz data rate



Link Budget

Comparison of In-body High Data Rate Link Budget			
No	Parameters	Unit	8PSSK
1)	Bit rate [R]	Mbps	20
2)	Symbol Period [Tb]	nS	150
3)	In-body Distance [di]	cm	15
4)	Channel Bandwidth [BW]	MHz	26.6
5)	Average TX Power [Pt_avg]	dBm	0.0
6)	Pulse-on duration [Tp]	nS	75.0
7)	Duty Gain [Dg]	dB	3.0
8)	Peak TX Power [Pt]	dBm	3.0
9)	TX antenna gain [Gt]	dBi	-10.0
10)	In-body Path loss [L]	dB	70.0
11)	RX antenna gain [Gr]	dBi	0.0
12)	RX power [Pr]	dBm	-77.0
13)	Receiver AWGN noise floor [N]	dBm	-99.8
14)	RF noise figure [Nf]	dB	5.0
15)	Average noise power [Pn]	dBm	-94.8
16)	Minimum EbNo [EN]	dB	9.0
17)	Minimum SNR [S]	dB	7.8
18)	Implementation loss [I]	dB	3.0
19)	Link Margin [LM]	dB	7.0
20)	Rx Sensitivity Level [Pmin]	dBm	-84.0

Conclusion

- PSSK was proposed for high-data-rate WBAN PHY.
- PSSK Proposal summary
 - Frame structure
 - Performance
 - Spectrum
 - Link margin