

Project: IEEE P802.15 Working Group for Wireless Personal Area Networks (WPANs)

Submission Title: [Pairing BAN healthcare applications to wireless technologies]

Date Submitted: [November, 2006]

Source: [Bin Zhen, Huan-Bang Li, Shinsuke Hara and Ryuji Kohno]

Company [National Institute of Information and Communications Technology (NICT)]

Contact: Bin Zhen

Voice:[+81 46 847 5445, E-Mail: zhen.bin@nict.go.jp]

Abstract: [This document is to discuss the reference wireless technologies, such as IEEE802.15.4b and IEEE802.15.4a-CSS, for BAN healthcare applications.]

Purpose: [potential technologies for BAN healthcare application.]

Notice: This document has been prepared to assist the IEEE P802.15. It is offered as a basis for discussion and is not binding on the contributing individual(s) or organization(s). The material in this document is subject to change in form and content after further study. The contributor(s) reserve(s) the right to add, amend or withdraw material contained herein.

Release: The contributor acknowledges and accepts that this contribution becomes the property of IEEE and may be made publicly available by P802.15.

Pairing BAN healthcare applications to wireless technologies

B. Zhen, H.-B Li, S. Hara and R. Kohno

National Institute of Information and Communications
Technology (NICT)

Motivations

- **Do we need a new PHY/MAC for BAN?**
 - We should know the performance of existing IEEE wireless technologies for BAN healthcare applications
 - Do they work? In which case they do not work? Where is the performance bottleneck?
- IEEE wireless technologies
 - 15.4b, 15.4a-CSS
- Example BAN healthcare applications
 - 20 leads ECG

Typical data rates in healthcare

- EEG
 - 192kbps (6kbps/channel, 32 channels)
- ECG
 - compressed ECG, 48kbps
 - Raw ECG, 72kbps (20 leads, 300Hz sample, 12-bits ADC)
- EMG
 - 1.488Mbps (8kHz sample, 16 bits, 12 channels)

Typical data rates healthcare (cont.)

- Capsule endoscope
 - Still image (410K pixels, color, 30 images/s)
- Blood analysis
 - 8kbps
- Supervisor and control
 - 4kbps
- Alarm and status
 - BP, Oxygen saturation
 - 0.5kbps

Features of healthcare traffics

- Real time low data rate
 - Multiple channels/leads (>10)
 - EEG, EMG, ECG and blood analysis
- Best-effort low data rate
 - Supervisor and control
- Real time high data rate
 - A few channels (<5)
 - EEG, endoscope image

Scalability analysis

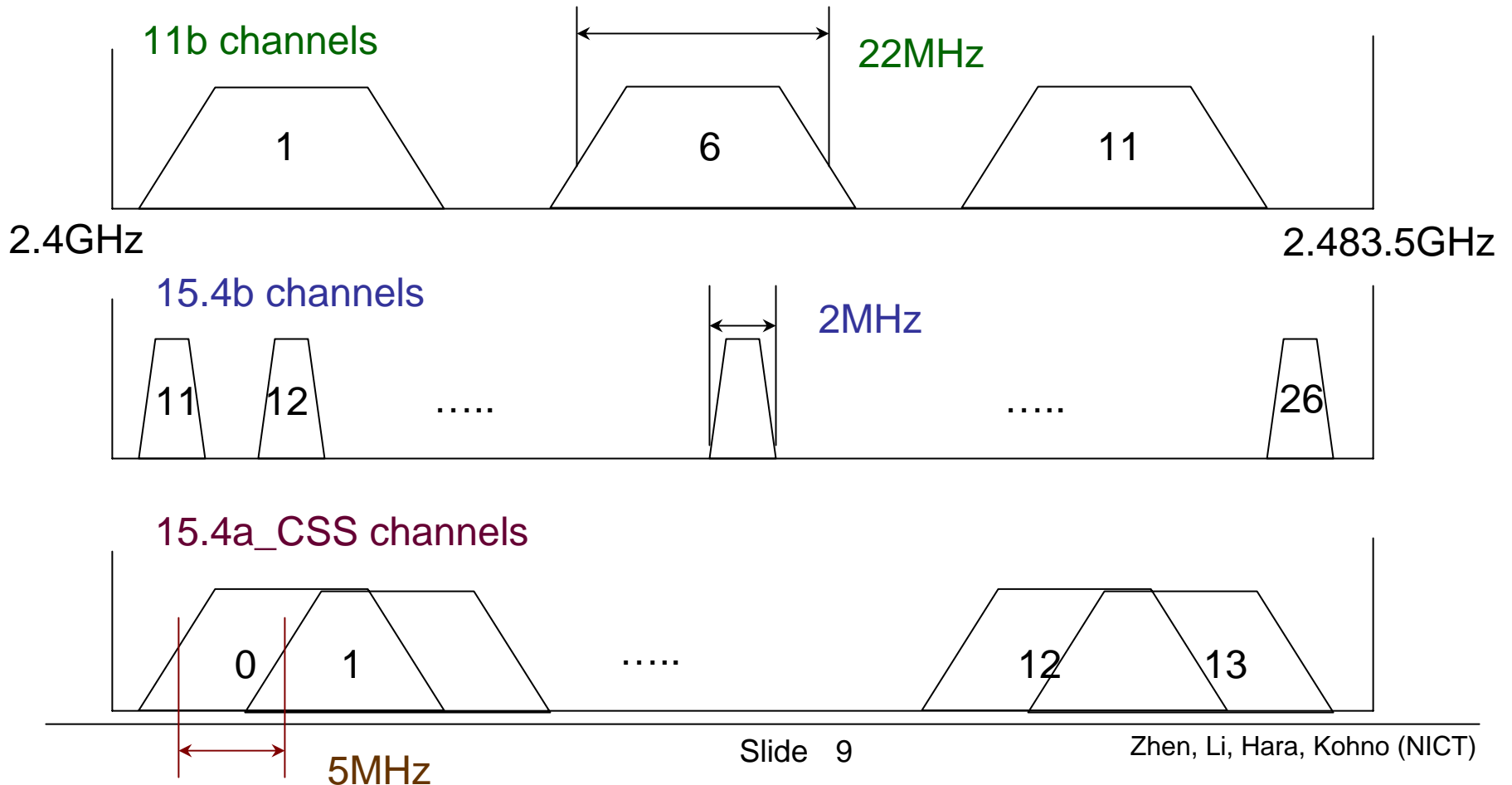
- 16 leads ECG, 32 channels ECG, 12 channels EMG
 - The 802.15.4 only has 7 guaranteed slots in slotted structure
 - No guaranteed slots in un-slotted mode
 - Even the total slots (16) are usually not enough
- ECG application works in unslotted superframe structure
- There are at most 7 slaves in a Bluetooth piconet

IEEE WPAN technologies

- 802.15.4b @ 2.4GHz ISM band
 - 250Kbps, CSMA/CA,
 - 256 devices per piconet
 - Slotted and unslotted structures
 - Optional Acknowledgement
- 802.15.4a CSS
 - 1Mbps, ALOHA
- WLAN, e.g. 802.11b, is an interference source because of its pervasive applications
 - Interference from 802.11b is like AWGN
- Bluetooth is not considered since the major Bluetooth applications are associated with cellular phones

Channel plans

- There are four 15.4b channels in the guard bands between 11b channels



Some equations

Path loss

$$\begin{cases} d = 10^{\frac{(p_t - p_r - 40.2)}{20}} & \text{for } d < 8m \\ d = 8 * 10^{\frac{(p_t - p_r - 58.5)}{33}} & \text{for } d > 8m \end{cases}$$

BER of 15.4b

$$BER = \frac{8}{15} * \frac{1}{16} * \sum_{k=2}^{16} -1^k \binom{16}{k} e^{20SNR(1/k-1)}$$

BER of 15.4a-CSS

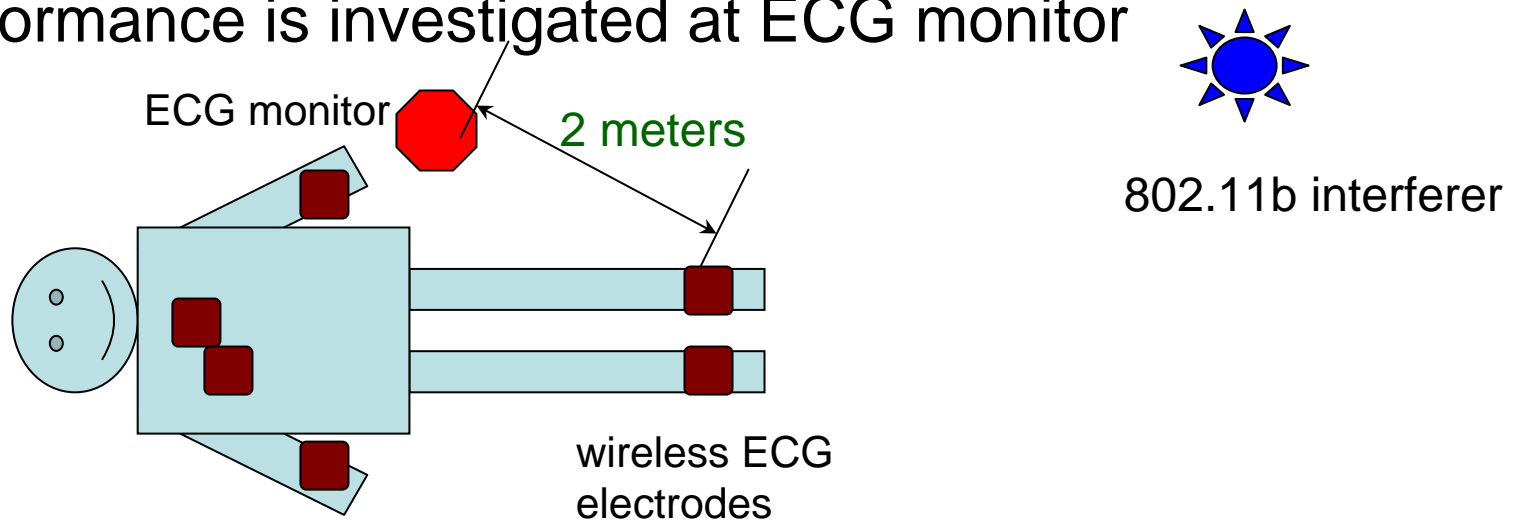
$$BER = [(M - 1) * Q(\sqrt{SNR_0 * \log_2(M - 2)}) + Q(\sqrt{SNR_0 * 2\log_2(M)})] / 2$$

$$SNR_0 = SNR * 14 * 1.667$$

M=8 for 1Mbps

Simulation environment

- ECG data @ 72kbps
 - 20 leads, 300Hz sample, 12-bits ADC
- Wireless ECG electrodes are equipped with 15.4b/15.4a-CSS technologies
- 11b acts as background interference source
 - Duty cycle
- Performance is investigated at ECG monitor



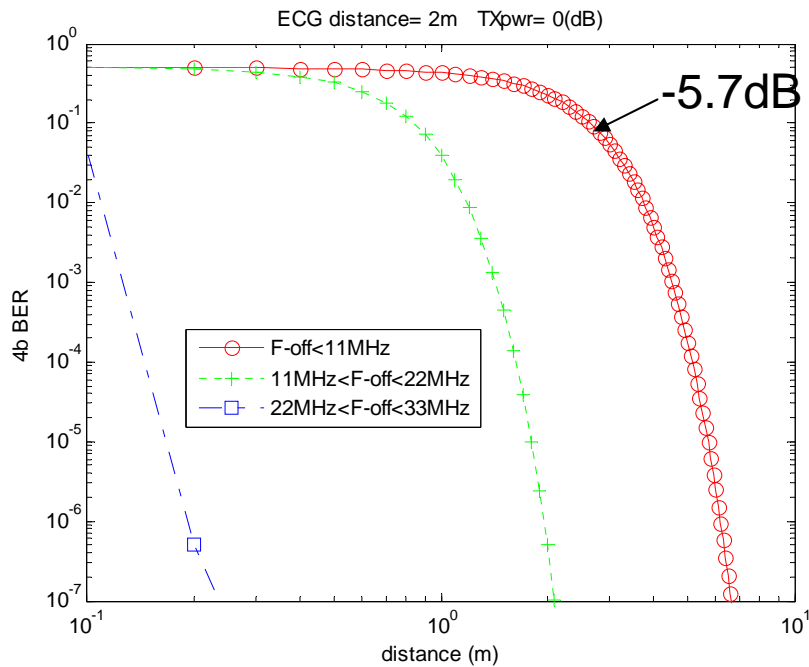
Nodes

- 802.15.4a_CSS/4b ECG sensor
 - Tx power: 0dBm
 - Communication distance: 2m
 - Packet size: 36 bytes payload
- 802.11b interferer
 - Tx power: 18dBm
 - Offset attenuation: (<4MHz, 0dB), (6Mhz, -10dB), (9MHz, -30dB), (15MHz, -50dB)

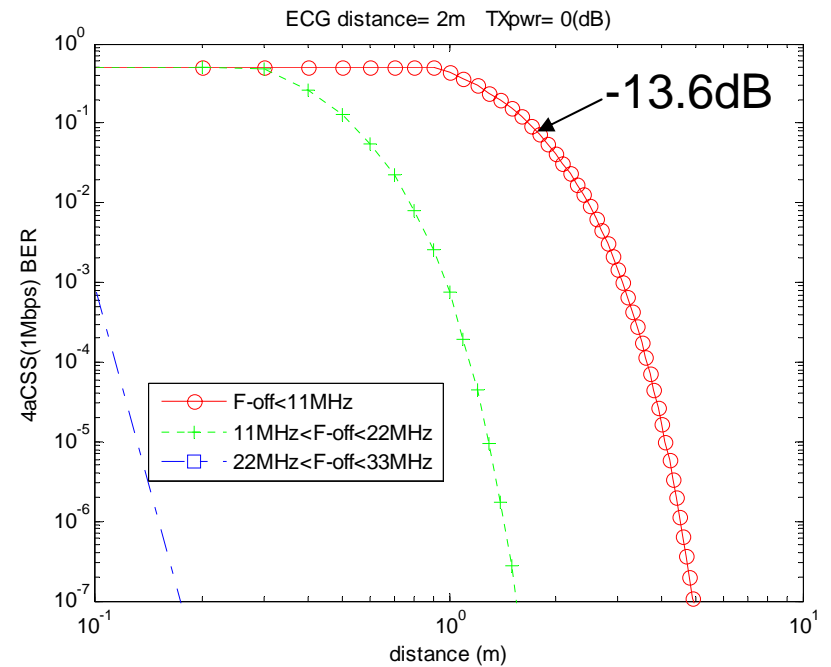
Channel access

- 15.4a_CSS ECG sensors
 - ALOHH
- 11b interferer and 15.4b ECG sensors
 - CSMA-CA
- 15.4b can sense the activities of 11b by CCA when ED is over -79dBm
 - 11b signal is much strong
- 11b cannot sense the 15.4b signals

Bit error rate



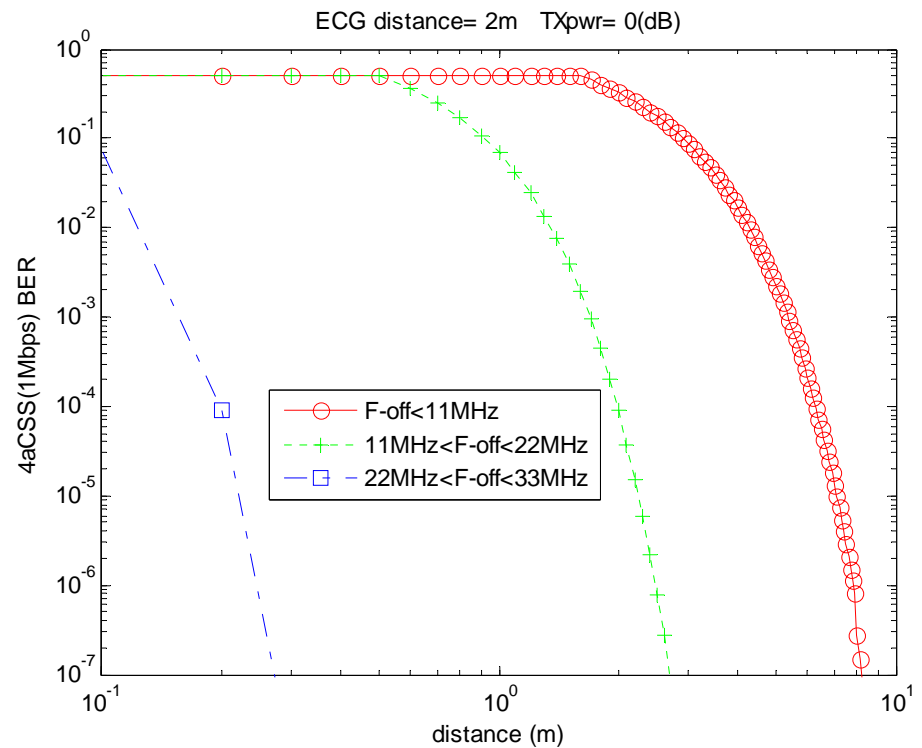
15.4b



15.4a CSS

5MHz channel overlap

Bit error rate (cont.)



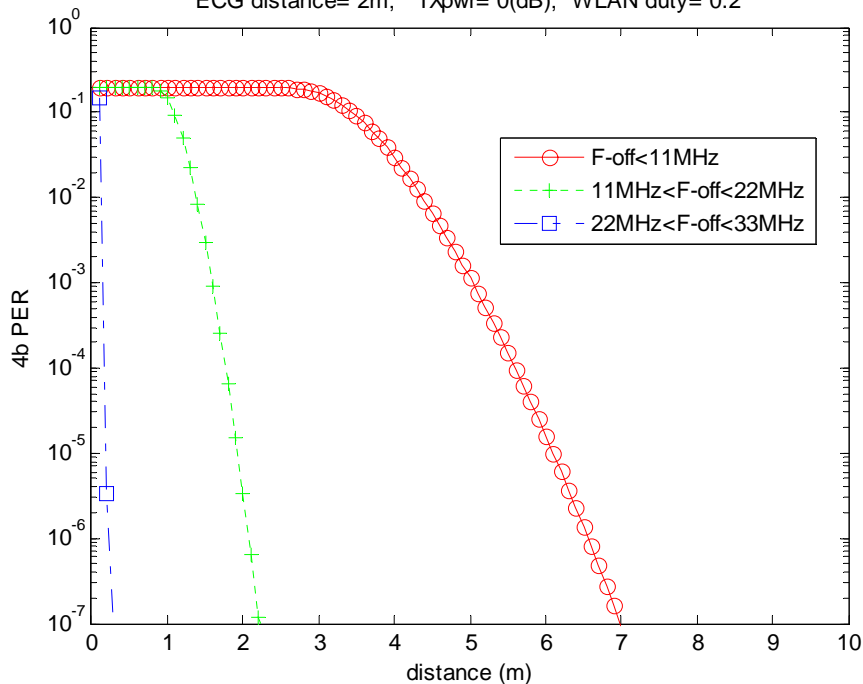
15MHz channel overlap

15.4a CSS

Frame error rate

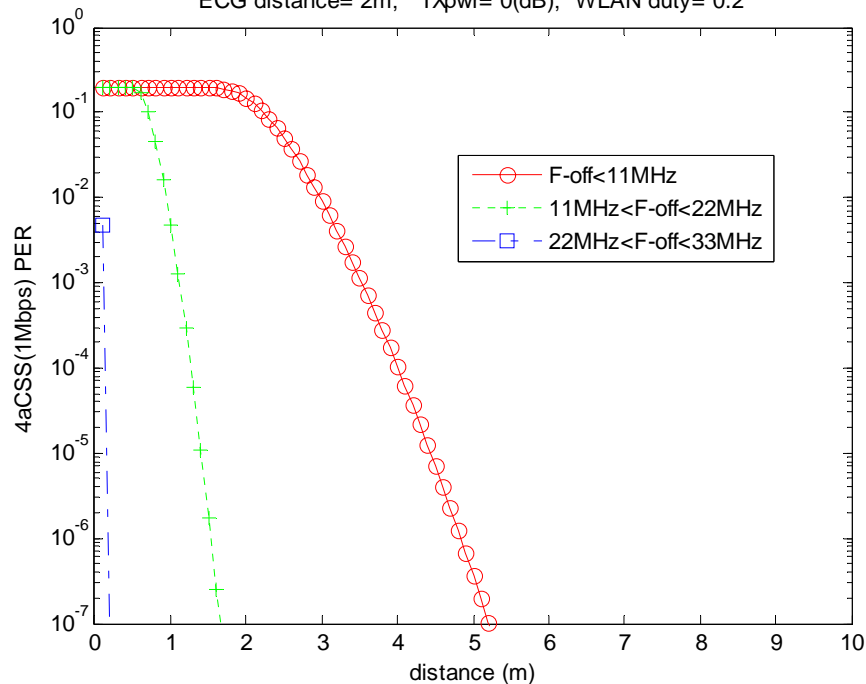
20% duty cycle of WLAN 11b interferer

ECG distance= 2m; TXpwr= 0(dB); WLAN duty= 0.2



15.4b

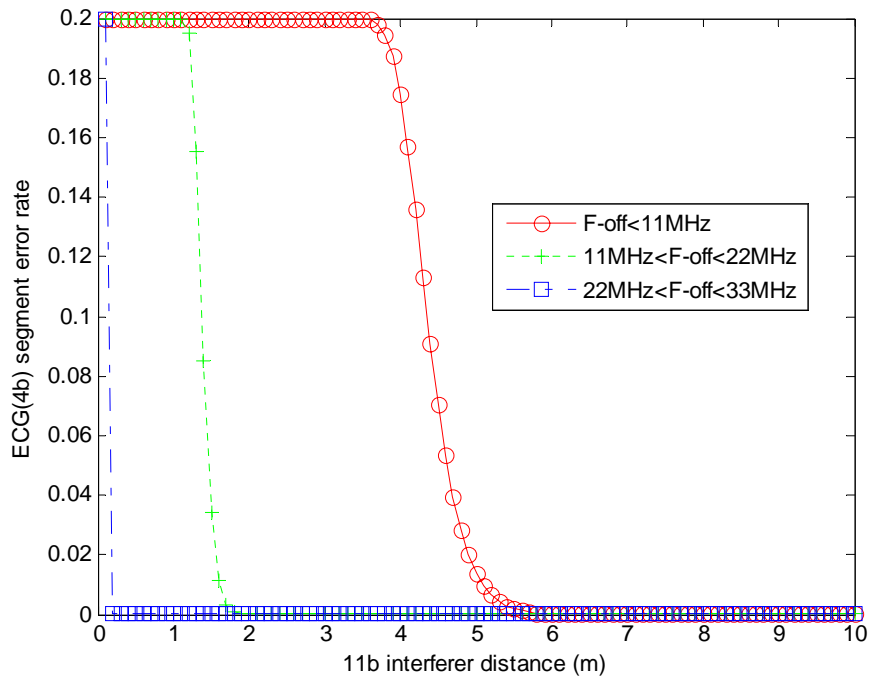
ECG distance= 2m; TXpwr= 0(dB); WLAN duty= 0.2



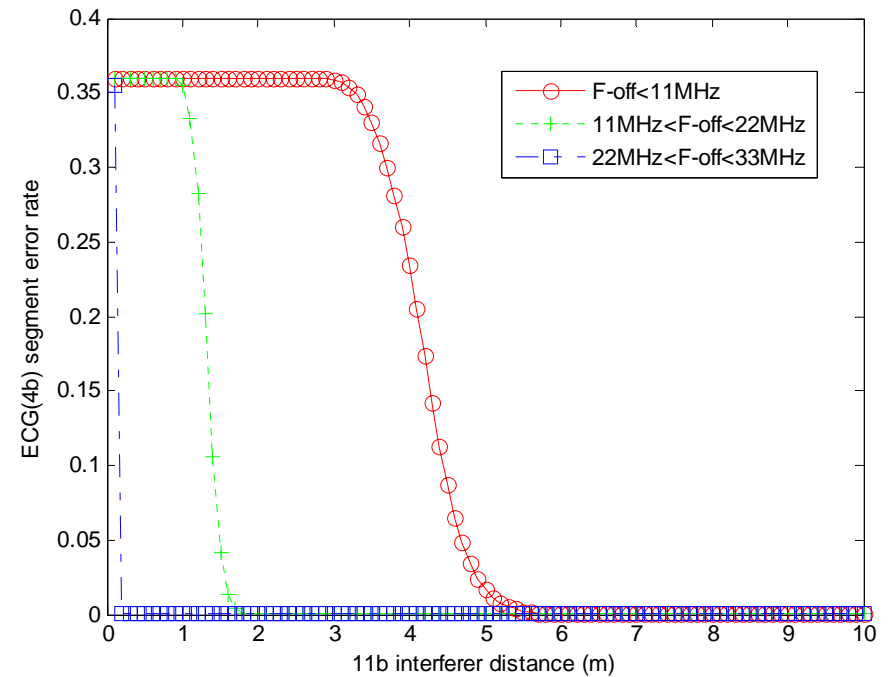
15.4a CSS

4b is more robust than 4a-CSS (low data rate)

ACK (4b)



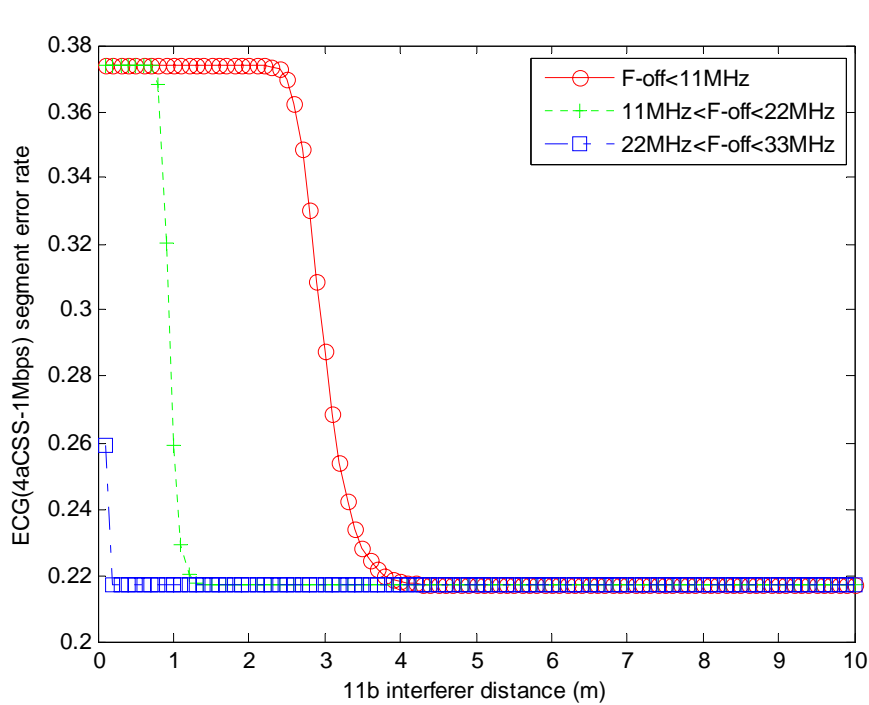
ACK off



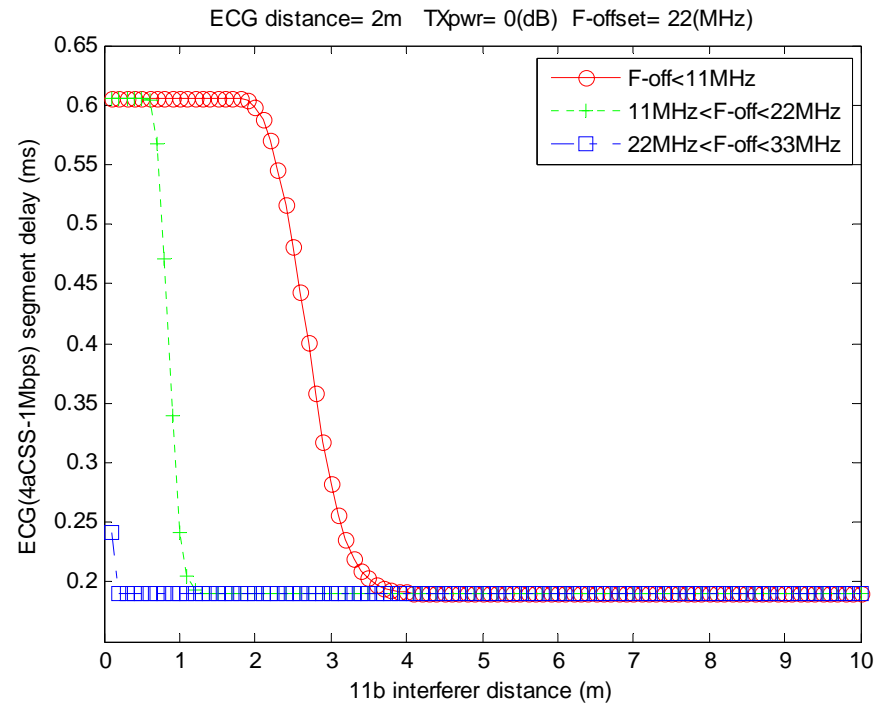
ACK on

ACK increase packet error probability since ACK has no carrier sense

ACK (4a-CSS)



ACK off

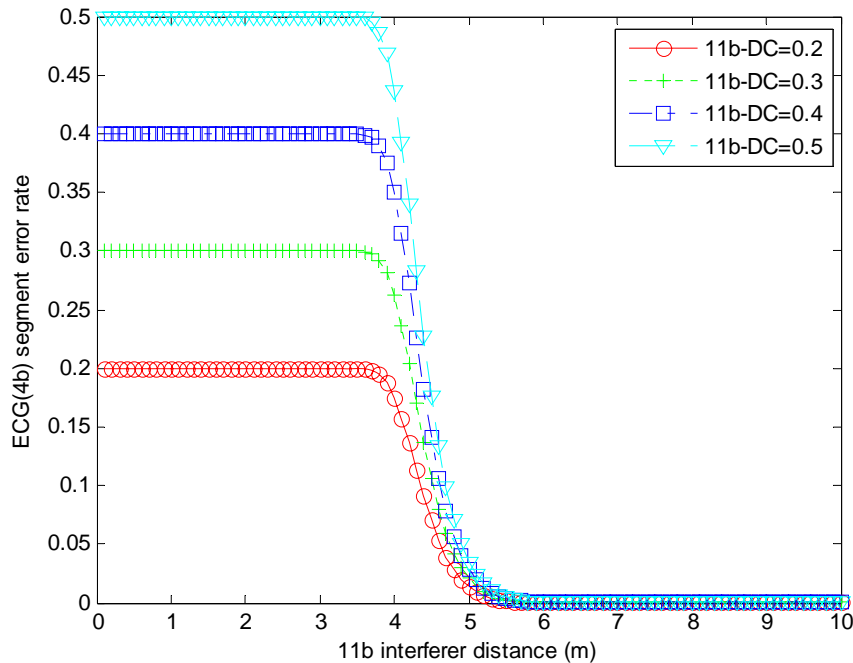


ACK on

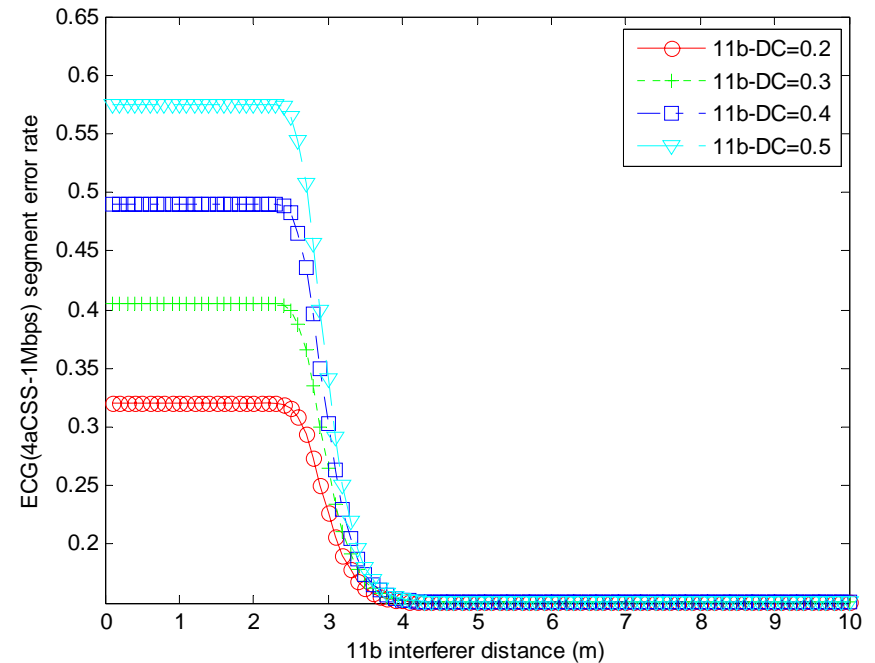
Additional packet error due to noise and ALOHA collision

Interferer duty cycle

Co-channel interference, 16 wireless ECG electrodes, ACK off



4b

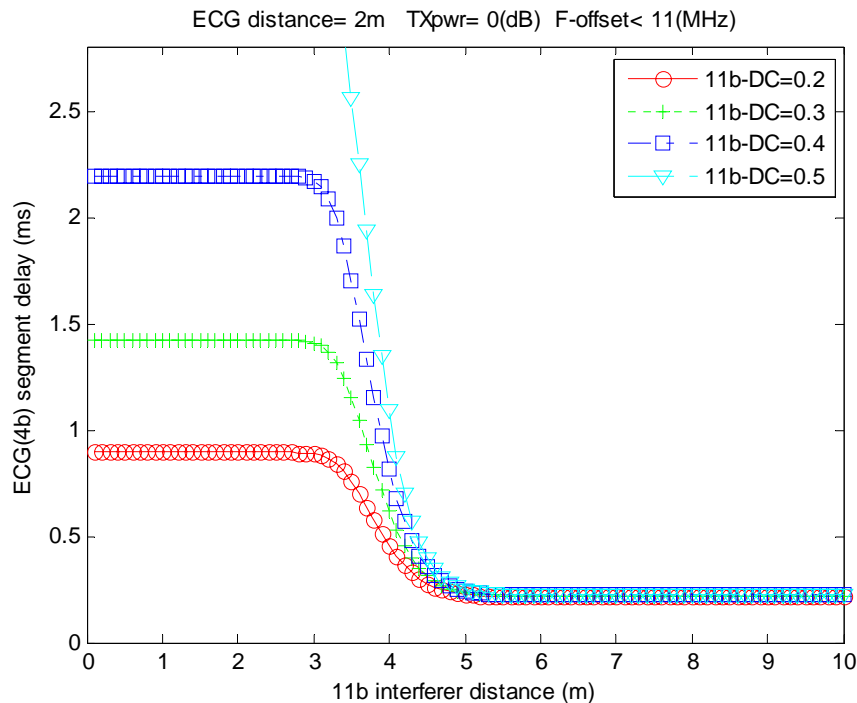


4a-CSS

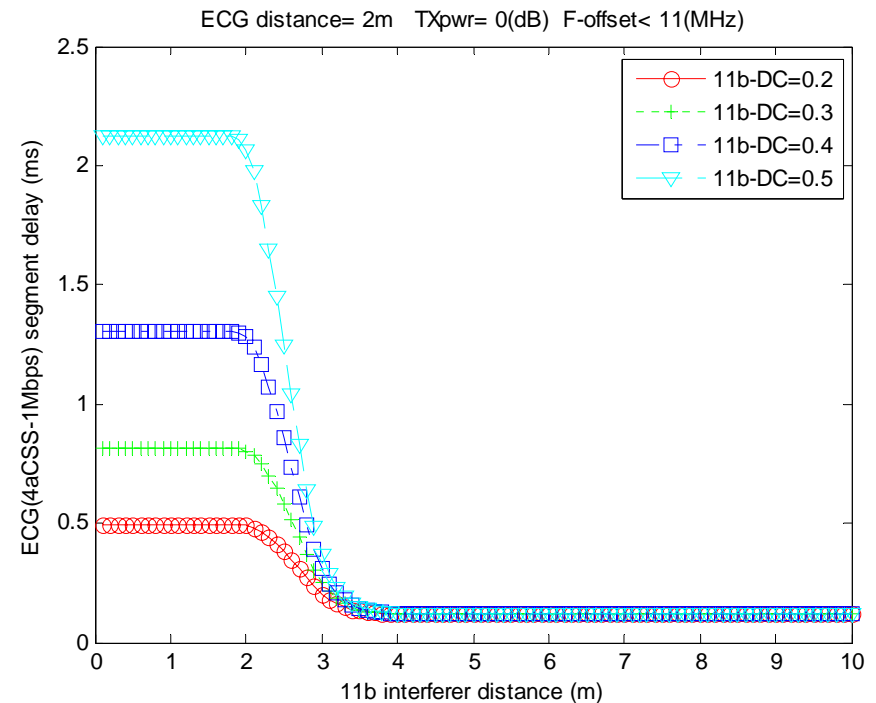
More 11b duty cycle, more packet loss

ECG frame delay

Co-channel interference, 16 wireless ECG electrodes, ACK on



4b

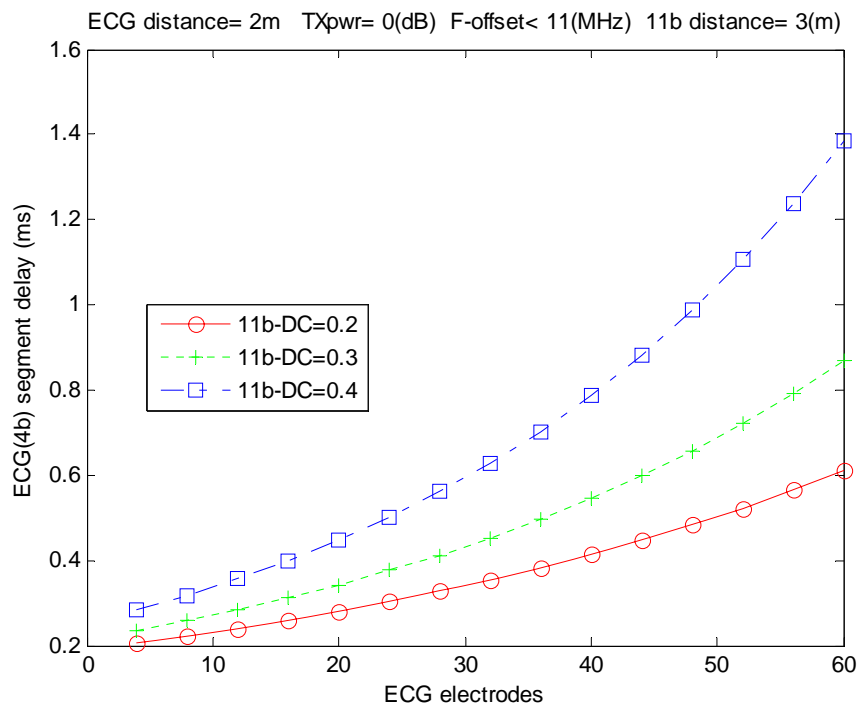


4a-CSS

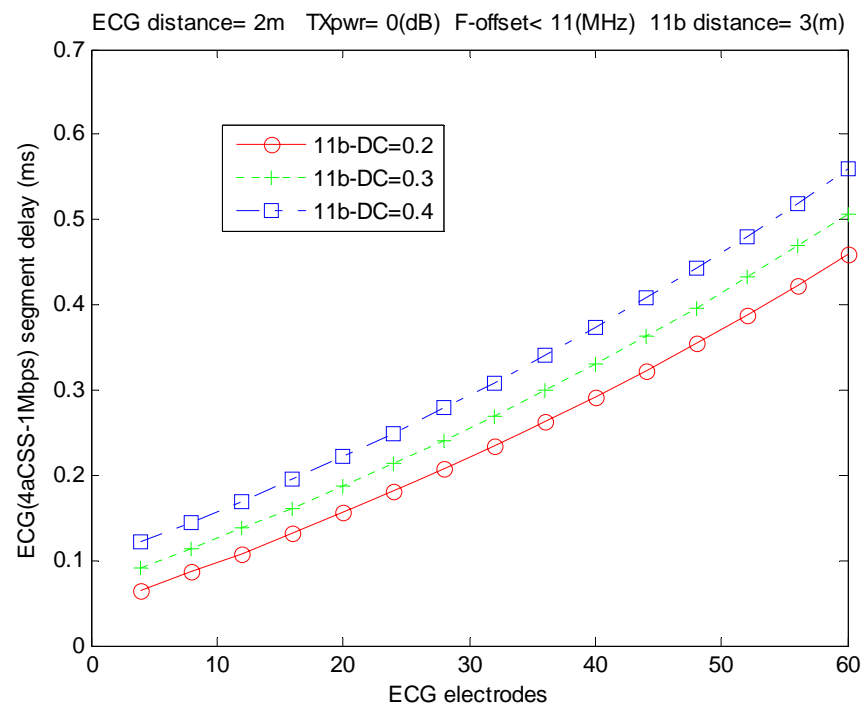
4b cannot work when 11b duty cycle is 0.5

ECG electrodes

ACK off, co-channel interference, 11b duty cycle= 0.4



4b

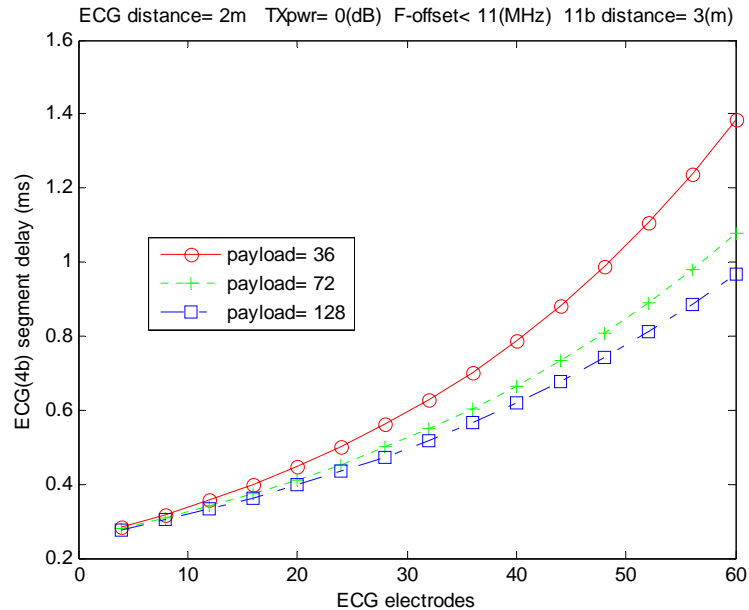


4a-CSS

Bigger packet size is only better for 15.4b

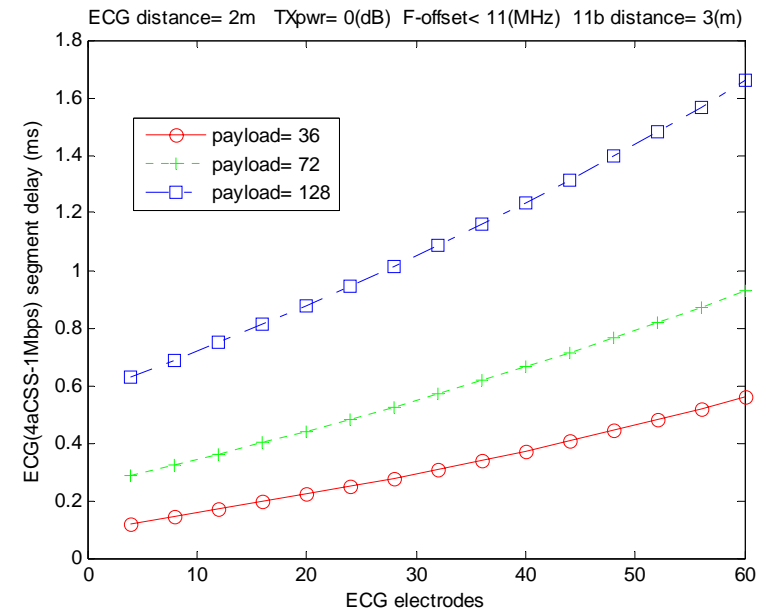
ECG packet size

ACK off, co-channel interference, 11b duty cycle= 0.4



4b

Bigger packet size is only better for 15.4b



4a-CSS

Interference summary

- Distance and frequency band separations between interferer and victims are important
 - Co-channel interferer: (<5m and <7m)
 - Adjacent channel interferer: (<1.5m and <2m)
- Duty cycle of 11b interference is an key point
 - Packet loss results from both MAC error and interference
- Performance of 15.4a_CSS depends on how much channel overlap
 - The more the channel overlap, the more the noise
- ACK increases error probability
 - ACK has no carrier sense
 - ACK increase traffic load
 - ACK can save battery power when network load is light

Conclusions

- Scalability issue
 - 15.4b and 15.4a-CSS have major constraints in term of supporting multiple real time healthcare sensor (>30)
- MAC flexibility issue
 - Combination of a few high rate traffic and large low rate traffic
- Interference issue
 - Frame error rate may be pretty high
 - >0.5 or more in some cases
 - ACK increases frame error
 - Frame delay may be un-tolerable