

# Additional Data for In-person and Remote Attendance/Voting Discussion

November 16, 2024 Workshop

Beth Kochuparambil, employed by and affiliated with Cisco Systems

# Background

- Robert's data is found in [802-ec-24-0268](https://www.ieee802.org/24/0268) addresses how many are attending in person vs online
- Curiosity about and affiliations → September Interim Report
- Pulled attendance lists from 802.11 July Plenary Minutes 2017-2024  
<https://www.ieee802.org/11/Reports/index.html>
- Next step: 802.3 records

November 2024

doc.: IEEE 802-ec-24/0268r0

## Summary for the last 5 sessions

**90% (682/761) attended at least one session in-person**

**10% (79/761) attended "remote-only"**

**37% (283/761) attended "in-person only"**

**53% ((761-79-283)/761) are taking advantage of both remote and in-person attendance**

**There is a clear preference for in-person attendance, at least among the dedicated participants:**

**150 attended all 5 sessions in-person**

**only 1 attended all 5 sessions remotely**

Submission

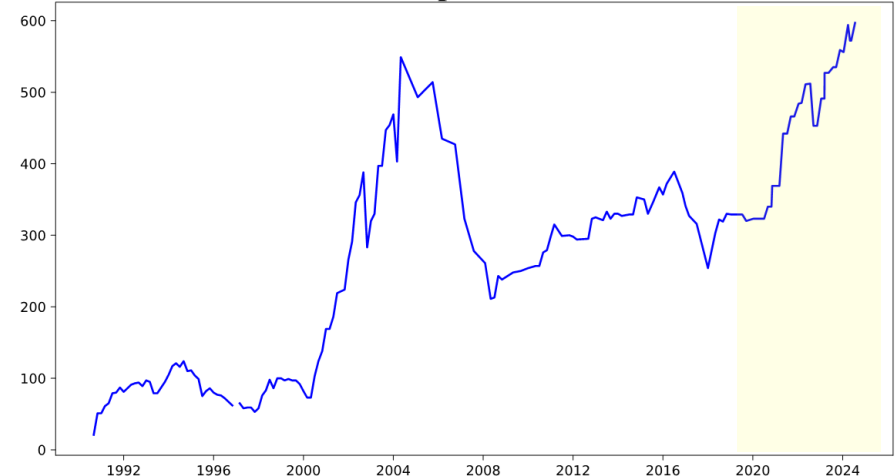
Slide 9

Robert Stacey, Intel

September 2024

doc.: IEEE 802.11-24/1519r2

## Membership - Historic Data



Submission

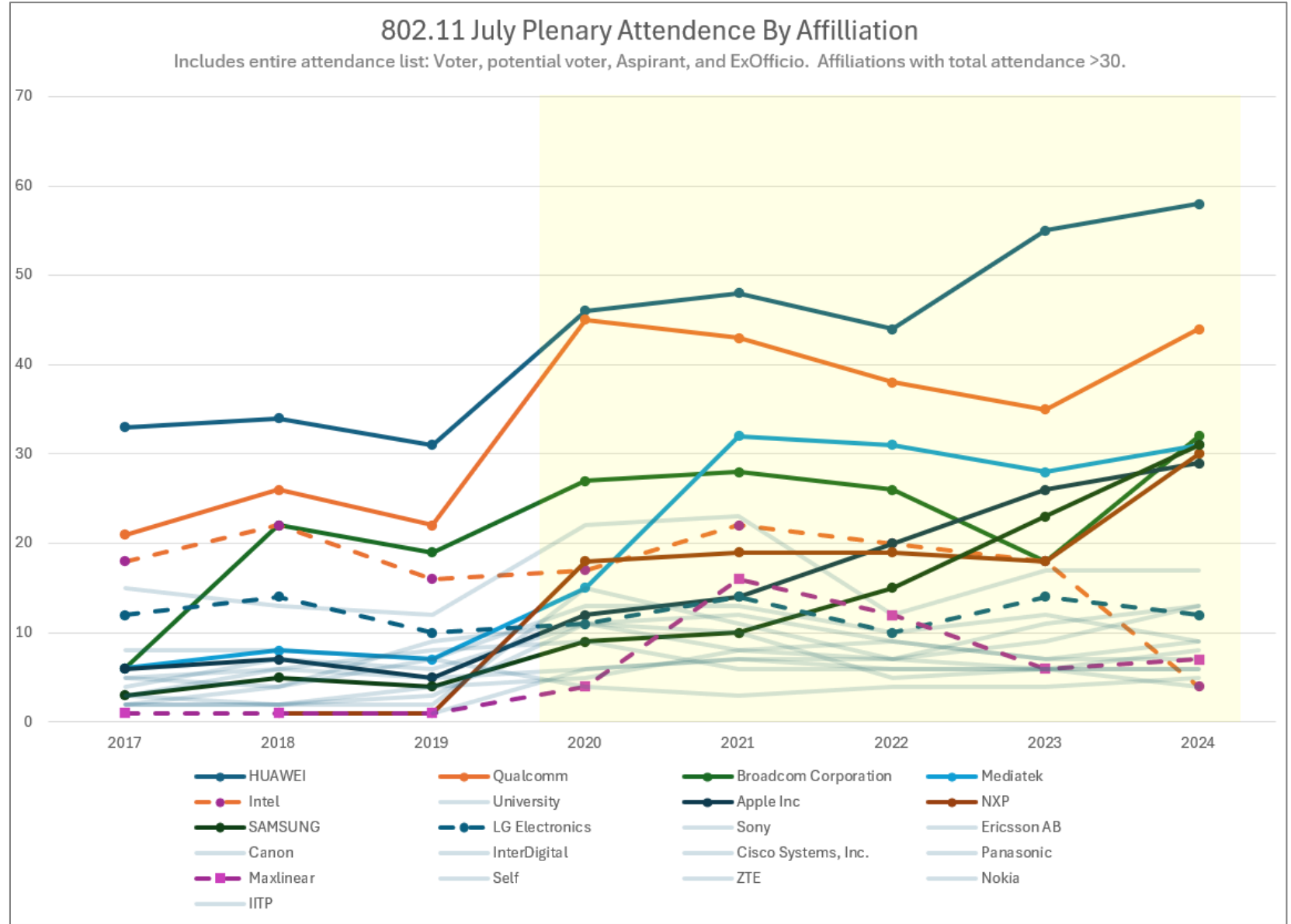
Slide 3

Robert Stacey, Intel

# Attendance Affiliation

Same data as following slide, just all on one plot, with affiliation labels.

De-colored some affiliations that seemed “stead-state”

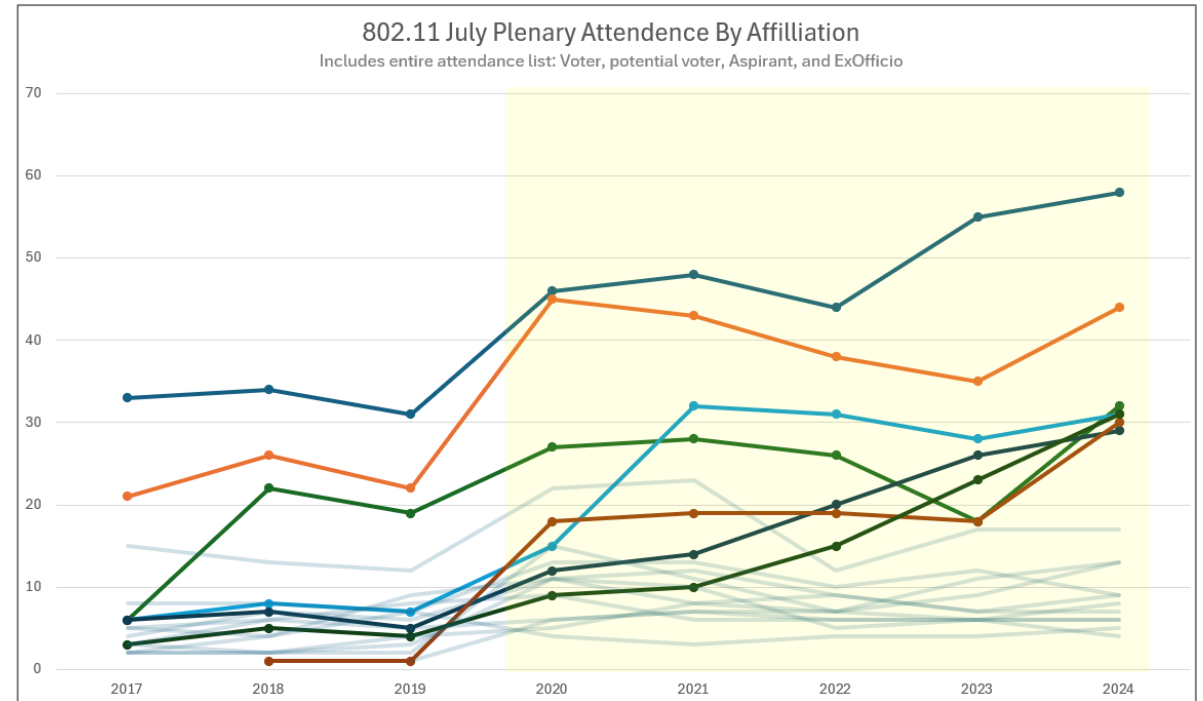
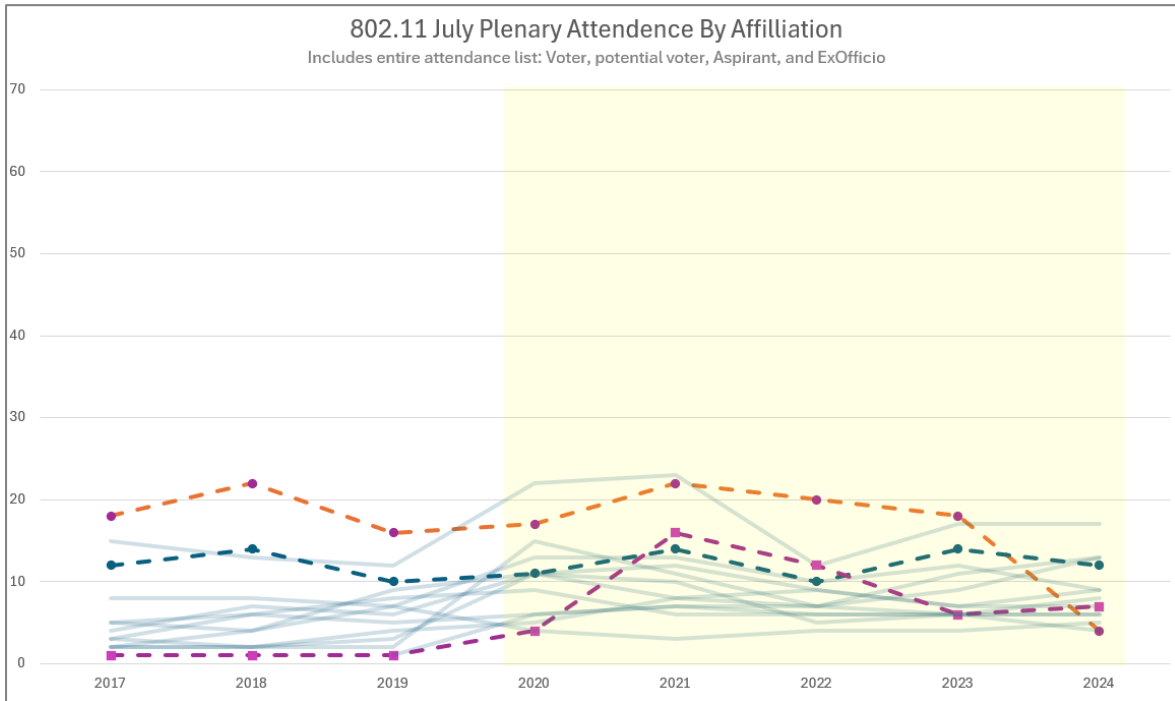


# Attendance Affiliation

Stripped the affiliation names. This is not meant to point fingers; instead to have a discussion on the data on observed behavior.

What is normal human/cooperate behavior?

What is strategic advantage of gaining voting rights via remote participation?



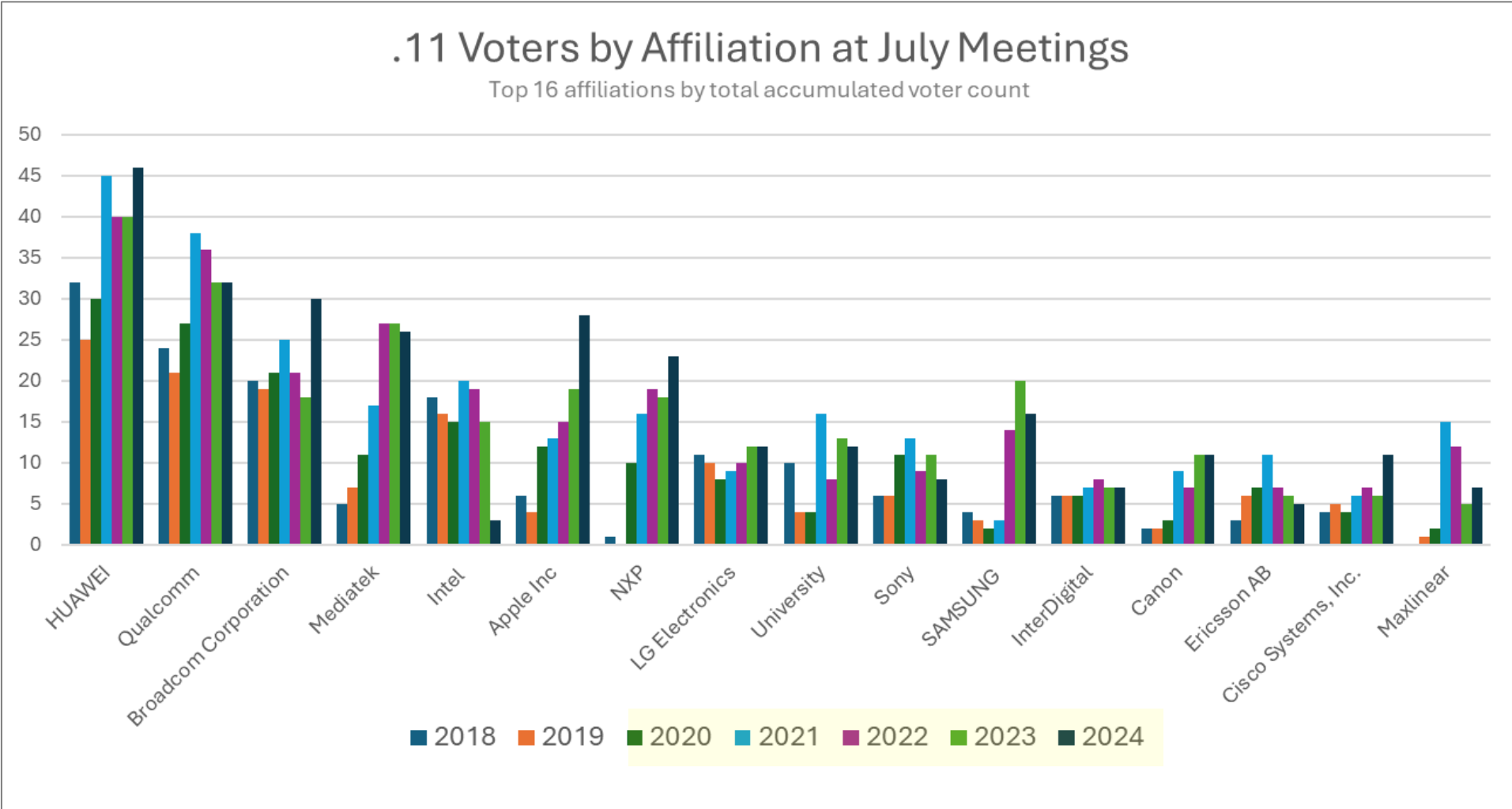
Data gathered from attendance lists from 802.11 July Plenary Minutes 2017-2024  
<https://www.ieee802.org/11/Reports/index.html>

# Voter Affiliation in Attendance

Looking at Voter status since 2017 as noted in the July Plenary Minutes.

**Total Voters in Attendance at July Plenary**

- 2018 – 243 /347
- 2019 – 228 /318
- 2020 – 289 /494
- 2021 – 424 /549
- 2022 – 424 /498
- 2023 – 425 /516
- 2024 – 447 /590

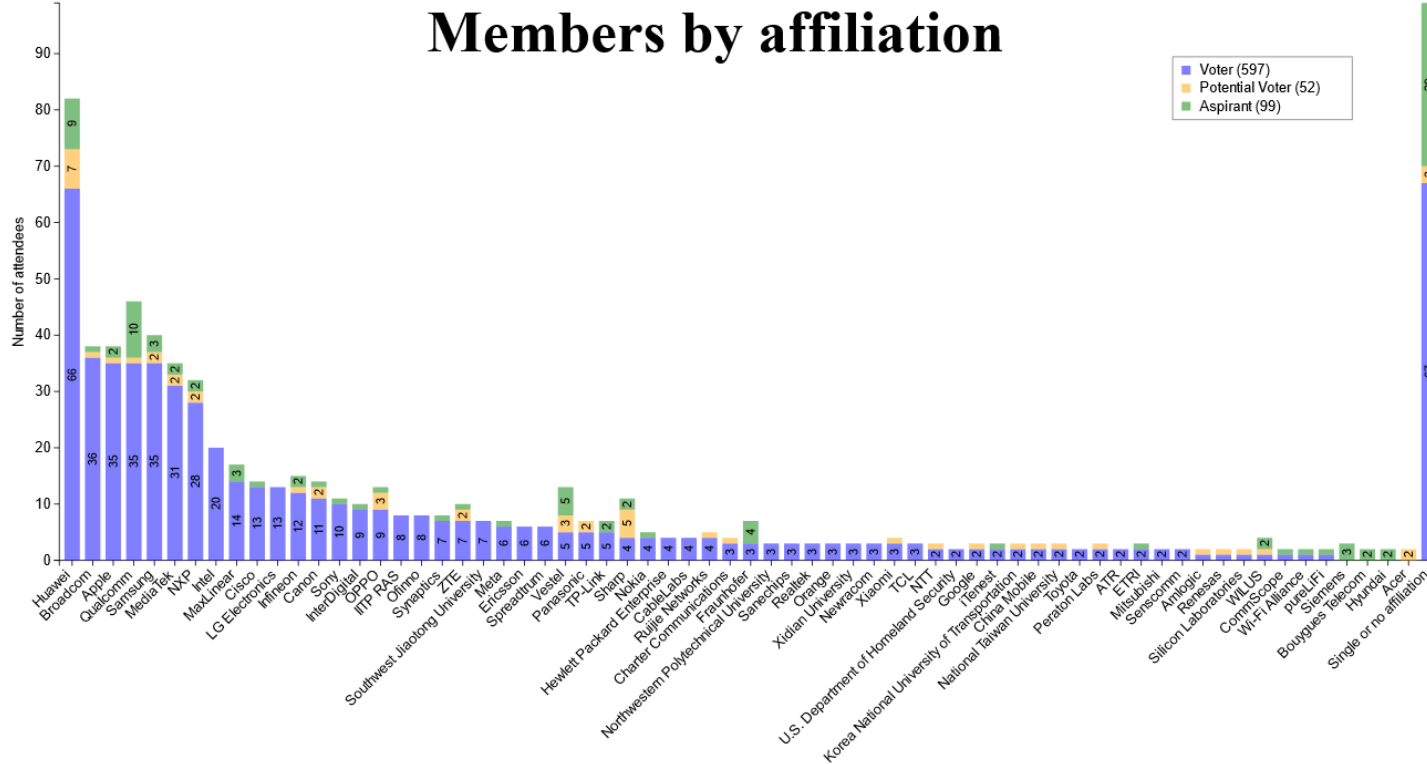


Data gathered from attendance lists from 802.11 July Plenary Minutes 2017-2024 <https://www.ieee802.org/11/Reports/index.html>  
Note that University is a combination of several affiliations with university, bundled thinking these were mostly students

# Attendance Affiliation – Closer Look

September 2024

doc.: IEEE 802.11-24/1519r2



Submission

Slide 4

Robert Stacey, Intel

Data previously gathered and shared in September 2024 Report  
<https://www.ieee802.org/11/Reports/index.html>

A capture from this week...

P802.11 TGbn

- Thursday, 11/14, 3:15pm local
- 432 on the WebEx (~175 in the room)

Participants on Webex:

- Huawei – 57
- Qualcomm – 20
- Broadcom – 15
- Mediatek – 26
- Intel – 7
- Apple – 14
- NXP – 14
- LG – 11
- Sony – 8
- Samsung – 24
- InterDigital – 8
- Canon – 13
- Ericsson – 1
- Cisco – 15
- Maxlinear – 2

802.3

# Voter Roster Over Time

