































802.3bt-2018	80	107	84	88	74	101	80	96	77	70	-	-	857	1.1%	3.4%	
802.3ca-2020	83	86	72	65	69	79	70	83	71	51	-	-	729	1.0%	2.9%	
802.3cb-2018	83	68	67	61	60	77	68	66	78	69	-	-	697	0.9%	2.8%	
802.3cd-2018	150	166	130	168	170	211	164	173	172	170	-	-	1,674	2.2%	6.7%	
802.3cg-2019	96	107	88	122	100	103	135	112	92	132	-	-	1,087	1.4%	4.3%	
802.3ch-2020	113	101	70	104	101	74	73	100	99	66	-	-	901	1.2%	3.6%	
802.3cm-2020	58	69	56	56	46	44	53	53	48	57	-	-	540	0.7%	2.2%	
802.3cn-2019	59	62	48	66	57	47	52	61	66	53	-	-	571	0.7%	2.3%	
802.3cp-2021				56	126	144	129	165	134	113	-	-	867	1.1%	3.5%	
802.3cq-2020	46	41	36	37	39	22	28	38	36	21	10	7	361	0.5%	1.4%	
802.3cr-2021	49	54	53	49	38	39	31	53	38	30	-	-	434	0.6%	1.7%	
802.3cu-2021	189	155	96	95	77	104	91	93	130	91	-	-	1,121	1.5%	4.5%	
802.3cv-2021		22	112	104	56	50	54	59	56	39	-	-	552	0.7%	2.2%	
IEEE 802.11: Wireless LANs	1,452	1,643	1,463	1,565	1,479	2,067	1,675	1,754	1,684	1,572	1,759	1,705	19,818	25.9%	100.0%	
802.11-2020	1,452	1,073	765	842	717	984	878	863	790	704	844	859	10,771	14.1%	54.3%	
802.11ax-2021		570	698	649	549	761	499	576	553	552	580	565	6,552	8.6%	33.1%	
802.11ay-2021				74	213	249	148	130	158	150	162	120	1,404	1.8%	7.1%	
802.11ba-2021				-	-	73	150	185	183	166	173	161	1,091	1.4%	5.5%	
IEEE 802.15: Wireless PANs	1,038	996	779	881	861	1,056	905	863	726	722	928	817	10,572	13.8%	100.0%	
802.15.10-2017	18	17	8	8	21	14	17	11	6	7	9	7	143	0.2%	1.4%	
802.15.10a-2019	13	10	7	4	11	14	8	5	7	8	10	7	104	0.1%	1.0%	
802.15.22.3-2020	23	24	23	5	29	24	16	11	13	12	17	18	215	0.3%	2.0%	
802.15.3-2016	30	28	20	25	27	31	39	31	23	25	40	33	352	0.5%	3.3%	
802.15.3d-2017	49	43	30	35	73	66	64	75	40	48	83	39	645	0.8%	6.1%	
802.15.3e-2017	14	26	25	11	24	24	21	24	9	17	24	16	235	0.3%	2.2%	
802.15.3f-2017	24	15	12	12	18	17	14	19	11	9	20	10	181	0.2%	1.7%	
802.15.4-2020	341	367	270	329	266	345	318	277	248	253	295	298	3,607	4.7%	34.1%	
802.15.4w-2020	50	40	38	52	34	38	34	28	20	18	38	32	422	0.6%	4.0%	
802.15.4y-2021		40	30	42	37	50	36	33	26	32	29	29	384	0.5%	3.6%	
802.15.4z-2020	261	226	158	227	165	249	181	183	167	160	177	189	2,343	3.1%	22.2%	

802.15.5-2009	19	10	12	9	12	13	8	7	6	10	15	10	131	0.2%	1.2%	
802.15.6-2012	79	58	46	42	58	62	64	79	52	39	46	32	657	0.9%	6.2%	
802.15.7-2018	69	61	67	54	54	78	57	57	79	45	84	65	770	1.0%	7.3%	
802.15.8-2017	31	23	25	26	32	31	28	23	19	24	22	15	299	0.4%	2.8%	
802.15.9-2021										15	19	17	51	0.1%	0.5%	
802.15.9-2016	17	8	8										33	0.0%	0.3%	
IEEE 802.16: Broadband																
Wireless MANs	84	103	65	64	72	81	82	52	60	64	97	62	886	1.2%	100.0%	
802.16.1-2012	21	23	14	10	10	13	15	7	15	14	8	13	163	0.2%	18.4%	
802.16.1a-2013	11	16	11	6	14	12	11	15	9	9	15	12	141	0.2%	15.9%	
802.16.1b-2012	9	14	9	5	11	14	8	7	8	10	4	10	109	0.1%	12.3%	
802.16-2017	43	50	31	43	37	42	48	23	28	31	70	27	473	0.6%	53.4%	
IEEE 802.19: TV White Space																
Coexistence Methods	19	44	28	28	50	42	40	28	31	23	27	25	385	0.50%	100.0%	
802.19.1-2018	19	8	6	4	15	10	12	8	8	9	10	6	115	0.2%	29.9%	
802.19.3-2021	-	36	22	24	35	32	28	20	23	14	17	19	270	0.4%	70.1%	
IEEE 802.21: Media																
Independent Handover Services	31	22	25	16	36	32	24	10	23	27	26	7	279	0.4%	100.0%	
802.21.1-2017	10	7	10	6	15	12	9	4	6	10	3	1	93	0.1%	33.3%	
802.21-2017	10	6	8	9	12	15	8	3	9	9	20	2	111	0.1%	39.8%	
802.21-2017/Cor 1-2017	11	9	7	1	9	5	7	3	8	8	3	4	75	0.1%	26.9%	
IEEE 802.22: Wireless Regional																
Area Networks	41	62	36	26	32	24	21	33	23	30	16	18	362	0.5%	100.0%	
802.22.2-2012	10	12	11										33	0.0%	9.1%	
802.22-2019	31	50	25	19	19	17	14	22	17	22	11	13	260	0.3%	71.8%	
802.22.2-2012				7	13	7	7	11	6	8	5	5	69	0.1%	19.1%	
Grand Total	6,710	6,842	6,149	6,242	6,226	7,777	6,569	6,719	6,221	6,209	5,776	5,177	76,617	100.0%	100.0%	

GET Program Standards
802 Standards Series PDF Downloads

By User Type	User Type	2021			2022									Total	% Total	Trending
		Oct	Nov	Dec	Jan	Feb	Mar	Apr	May	Jun	Jul	Aug	Sep			
	Academia/Research	342	381	258	369	291	376	265	350	212	227	442	276	3,789	128.6%	
	Curious Citizen	262	232	191	229	468	312	154	247	435	343	256	248	3,377	114.6%	
	Students	255	316	275	257	215	298	280	150	186	270	283	235	3,020	102.5%	
	System Designer	228	264	179	197	419	192	196	197	173	181	156	178	2,560	86.9%	
	Network equipment manufacturer	304	297	217	269	223	198	107	171	288	142	98	142	2,456	83.3%	
	Embedded Software Developer	245	96	164	159	214	213	170	259	124	242	125	137	2,148	72.9%	
	Commercial User	157	118	213	111	236	110	94	130	120	102	122	101	1,614	54.8%	
	Network Software Developer/Manufacturer	63	93	156	91	63	99	125	90	78	115	60	74	1,107	37.6%	
	Verification Engineer	99	73	124	72	85	74	59	144	105	61	41	49	986	33.5%	
	Systems Administrator	163	48	42	58	112	41	124	104	45	134	56	24	951	32.27%	
	Standards Developer	50	74	79	98	55	52	107	75	71	99	58	40	858	29.11%	
	Research Scientist	158	83	51	55	35	42	110	83	51	26	15	61	770	26.13%	
	System/Semiconductor Company	69	54	30	61	14	48	40	39	66	53	20	28	522	17.71%	
	IP Developer	48	87	34	27	28	22	60	30	46	46	21	51	500	16.97%	
	Security Expert	28	31	18	21	22	87	22	59	112	20	16	15	451	15.3%	
	IP Company	29	19	7	33	60	11	37	25	53	41	36	22	373	12.66%	
	Attorney/Legal	8	28	23	16	16	45	21	21	33	22	33	36	302	10.25%	
	Network silicon manufacturer	33	9	34	28	15	27	39	37	25	5	9	26	287	9.74%	
	Public network service provider	5	12	39	11	14	40	25	32	11	6	5	8	208	7.06%	
	EDA Company	4	19	15	4	-	9	10	7	27	-	80	16	191	6.48%	
	Government	40	3	5	1	14	14	89	8	1	7	4	5	191	6.48%	
	Private network service provider	13	17	5	22	21	40	11	20	4	8	20	6	187	6.35%	
	IP Integrator	11	29	23	9	8	15	11	6	7	20	6	6	151	5.12%	
	Government User	-	16	6	25	17	12	15	4	9	17	6	2	129	4.38%	
	Private/N42 only	27	8	1	7	-	1	2	3	-	2	37	2	90	3.05%	
	Journalist/Analyst/Author	5	7	9	14	6	6	1	2	6	8	15	3	82	2.78%	
	Government user (non-Military)	3	2	-	5	-	10	2	1	5	6	7	11	52	1.76%	
	Common Criteria Lab	5	2	1	-	-	4	2	2	10	11	5	4	46	1.56%	
	EDA Tool Developer	2	7	1	-	22	3	2	-	-	7	1	-	45	1.53%	
	Public/N42 only	-	2	5	1	-	3	1	-	-	9	-	3	24	0.81%	
	Safety/Risk Manager	-	1	-	4	3	8	-	5	-	-	-	-	21	0.71%	
	Military User	2	-	1	4	-	-	-	-	-	1	5	3	16	0.54%	
	Printer Manufacturer	2	-	-	-	-	2	3	-	1	-	1	4	13	0.44%	
	EDA Flow Developer	-	-	-	-	-	1	5	-	-	-	3	-	9	0.31%	
	Federal/N42 only	-	-	2	-	-	-	-	-	-	-	-	-	2	0.07%	
	Other *	105	83	293	162	75	27	69	27	57	70	71	36	1,075	36.5%	

User Type	Oct	Nov	Dec	Jan	Feb	Mar	Apr	May	Jun	Jul	Aug	Sep	Total	% Total	Trending
Unknown	254	68	182	97	146	112	151	108	127	143	56	44	1,488	50.5%	
Institutional usage	3,691	4,263	3,466	3,725	3,329	5,223	4,160	4,283	3,733	3,765	3,607	3,281	46,526	1578.8%	
Total	6,710	6,842	6,149	6,242	6,226	7,777	6,569	6,719	6,221	6,209	5,776	5,177	76,617	2599.8%	

321															
654															
* Other Breakout	Oct	Nov	Dec	Jan	Feb	Mar	Apr	May	Jun	Jul	Aug	Sep	Total	% Total	
Other (Please explain)-cYBERsECURITY sELF-sTUDY	-	-	180										180	6.11%	
Other (Please explain)-asd				70	-	-	-	-	-	-	-	-	70	2.38%	
Other (Please explain)-other	-	-	45	-	-	-	1	-	3	-	-	1	50	1.70%	
Other (Please explain)-manufacturer	11	-	-	1	-	-	-	-	2	18	5	-	37	1.26%	
Other (Please explain)-official expert	26	-	-										26	0.88%	
Other (Please explain)-freelancer	-	-	21										21	0.71%	
Other (Please explain)-Comsumer Electronics engineer	-	1	-	-	2	-	-	-	-	-	17	-	20	0.68%	
Other (Please explain)-Consultant	8	2	2	-	1	1	2	-	2	-	-	-	18	0.61%	
Other (Please explain)-Independent Consultant				2	-	-	11	2	1	-	-	-	16	0.54%	
Other (Please explain)-engineer	-	1	5	1	1	1	-	1	-	-	1	4	15	0.51%	
Other (Please explain)-Open Source Developer	-	-	1	4	3	-	-	-	-	4	3	-	15	0.51%	
Other (Please explain)-Hardware Design	-	13	-										13	0.44%	
Other (Please explain)-network engineer	1	1	-	2	-	1	-	1	3	2	-	1	12	0.41%	
Other (Please explain)-Software Engineer	-	2	-	-	8	-	-	-	2	-	-	-	12	0.41%	
Other (Please explain)-test equipment developer	-	-	-	12	-	-	-	-	-	-	-	-	12	0.41%	
Other (Please explain)-Scientific Productive Collective Enterprise				-	-	-	12	-	-	-	-	-	12	0.41%	
Other (Please explain)-non-profit association				-	11	-	-	-	-	-	-	-	11	0.37%	
Other (Please explain)-11				-	-	-	-	-	-	11	-	-	11	0.37%	
Other (Please explain)-Wireless equipment manufacturer	-	1	3	-	2	-	-	3	-	-	1	-	10	0.34%	
Other (Please explain)-Network Equipment Design Engineer	-	-	1	-	-	-	-	-	8	1	-	-	10	0.34%	
Other (Please explain)-Network Administrator	3	3	-	3	-	-	-	-	-	-	-	-	9	0.31%	
Other (Please explain)-agency				-	-	-	-	-	-	-	9	-	9	0.31%	

User Type	Oct	Nov	Dec	Jan	Feb	Mar	Apr	May	Jun	Jul	Aug	Sep	Total	% Total
Other (Please explain)-Personal Research	1	-	-	7	-	-	-	-	-	-	-	-	8	0.27%
Other (Please explain)-Design Engineer	-	-	1	-	7	-	-	-	-	-	-	-	8	0.27%
Other (Please explain)-curious but not US citizen	7	-	-	-	-	1	-	-	-	-	-	-	8	0.27%
Other (Please explain)-Technology Consultant	-	1	-	-	2	5	-	-	-	-	-	-	8	0.27%
Other (Please explain)-Technical assistant for computer science	-	-	-	8	-	-	-	-	-	-	-	-	8	0.27%
Other (Please explain)-Electronics Developer	-	-	-	3	-	-	1	-	4	-	-	-	8	0.27%
Other (Please explain)-hobbyist	-	6	1	-	-	-	-	-	-	-	-	-	7	0.24%
Other (Please explain)-Optical Transceiver Manufacturer	-	7	-	-	-	-	-	-	-	-	-	-	7	0.24%
Other (Please explain)-Automotive In-Vehicle Network communication Specialist	-	-	-	-	-	-	6	-	1	-	-	-	7	0.24%
Other (Please explain)-Personal	1	-	1	-	-	-	-	-	-	-	4	-	6	0.20%
Other (Please explain)-Protocol analyzer developer	1	-	1	-	-	-	2	-	-	2	-	-	6	0.20%
Other (Please explain)-personal interest	-	-	-	2	2	-	-	-	1	-	-	1	6	0.20%
Other (Please explain)-2345	-	3	2	-	-	1	-	-	-	-	-	-	6	0.20%
Other (Please explain)-KIPO's affiliated agency	-	-	-	-	-	-	-	-	6	-	-	-	6	0.20%
Other (Please explain)-British Telecom	-	-	-	6	-	-	-	-	-	-	-	-	6	0.20%
Other (Please explain)-Applications Engineer	-	-	-	-	6	-	-	-	-	-	-	-	6	0.20%
Other (Please explain)-Personal Curiosity	-	-	-	-	-	-	-	-	-	-	6	-	6	0.20%
Other (Please explain)-Estudiante	5	-	-	-	-	-	-	-	-	-	-	-	5	0.17%
Other (Please explain)-h	-	-	-	-	-	-	-	-	-	5	-	-	5	0.17%
Other (Please explain)-Testing	-	5	-	-	-	-	-	-	-	-	-	-	5	0.17%
Other (Please explain)-Hardware Developer	-	-	-	3	-	-	2	-	-	-	-	-	5	0.17%
Other (Please explain)-Study	1	-	3	-	-	-	-	-	-	-	-	1	5	0.17%
Other (Please explain)-Public	5	-	-	-	-	-	-	-	-	-	-	-	5	0.17%
Other (Please explain)-CAICT	-	5	-	-	-	-	-	-	-	-	-	-	5	0.17%

User Type	Oct	Nov	Dec	Jan	Feb	Mar	Apr	May	Jun	Jul	Aug	Sep	Total	% Total
Other (Please explain)-Electronics Design Engineer	-	2	-	-	-	-	-	-	-	-	-	3	5	0.17%
Other (Please explain)-Consultancy				-	-	-	-	-	-	5	-	-	5	0.17%
Other (Please explain)-Development Engineer	3	-	-	2	-	-	-	-	-	-	-	-	5	0.17%
Other (Please explain)-Manufacturing Plant				-	-	-	-	5	-	-	-	-	5	0.17%
Other (Please explain)-Ana Belen Cabello				-	-	-	-	-	-	-	-	5	5	0.17%
Other (Please explain)-Electric Device Manufacturer (Crystal resonator and oscillator)	4	-	-										4	0.14%
Other (Please explain)-Hobbyst	3	-	-	-	-	-	-	-	1	-	-	-	4	0.14%
Other (Please explain)-Consultation	2	-	-	-	2	-	-	-	-	-	-	-	4	0.14%
Other (Please explain)-Measuring instrument manufacturer	-	-	2	-	-	-	2	-	-	-	-	-	4	0.14%
Other (Please explain)-Field Application Engineer	1	2	1										4	0.14%
Other (Please explain)-Hardware Engineer	-	-	-	3	1	-	-	-	-	-	-	-	4	0.14%
Other (Please explain)-Business Analyst	1	1	-	1	1	-	-	-	-	-	-	-	4	0.14%
Other (Please explain)-Network Consultant	-	-	-	-	-	-	-	-	1	-	-	3	4	0.14%
Other (Please explain)-Librarian	-	-	-	2	-	-	-	-	-	-	-	2	4	0.14%
Other (Please explain)-Educator	1	-	3										4	0.14%
Other (Please explain)-Connector Manufacturer				-	-	-	-	-	-	4	-	-	4	0.14%
Other (Please explain)-Digital Engineering Intern				4	-	-	-	-	-	-	-	-	4	0.14%
Other (Please explain)-Interested in WiFi technologies				-	-	-	4	-	-	-	-	-	4	0.14%
Other (Please explain)-Engineer hobby project				-	-	-	-	-	4	-	-	-	4	0.14%
Other (Please explain)-Consulting				-	-	-	-	-	-	-	4	-	4	0.14%
Other (Please explain)-I'm a QS/QM switch tester for router and switches				-	-	-	-	-	-	-	4	-	4	0.14%
Other (Please explain)-Control System				-	-	-	-	1	-	-	-	3	4	0.14%
Other (Please explain)-Trainer	-	3	-										3	0.10%
Other (Please explain)-Wi-Fi Certifications	1	-	-	-	-	-	-	-	2	-	-	-	3	0.10%

User Type	Oct	Nov	Dec	Jan	Feb	Mar	Apr	May	Jun	Jul	Aug	Sep	Total	% Total
Other (Please explain)-Software Developer	1	-	-	1	-	-	-	-	-	1	-	-	3	0.10%
Other (Please explain)-Electronic Parts Manufacturer	-	2	-	-	-	-	-	-	1	-	-	-	3	0.10%
Other (Please explain)-Optical Component Supplier	3	-	-										3	0.10%
Other (Please explain)-Test and Measurements	3	-	-										3	0.10%
Other (Please explain)-çç	-	3	-										3	0.10%
Other (Please explain)-Manufacturing industry	-	3	-										3	0.10%
Other (Please explain)-Network Integrater	-	3	-										3	0.10%
Other (Please explain)-Application Engineering	1	-	2										3	0.10%
Other (Please explain)-Supprt Engineer	-	-	3										3	0.10%
Other (Please explain)-None				2	1	-	-	-	-	-	-	-	3	0.10%
Other (Please explain)-a				-	3	-	-	-	-	-	-	-	3	0.10%
Other (Please explain)-Network Architect				2	-	-	-	-	-	-	1	-	3	0.10%
Other (Please explain)-business development and technical support				3	-	-	-	-	-	-	-	-	3	0.10%
Other (Please explain)-Lighting System Manufacturer				3	-	-	-	-	-	-	-	-	3	0.10%
Other (Please explain)-WiFi Developer				3	-	-	-	-	-	-	-	-	3	0.10%
Other (Please explain)-Academy				-	3	-	-	-	-	-	-	-	3	0.10%
Other (Please explain)-Cybersecurity Engineer				-	3	-	-	-	-	-	-	-	3	0.10%
Other (Please explain)-Device Manufacturer for Network Equipments				-	-	3	-	-	-	-	-	-	3	0.10%
Other (Please explain)-Private hobby				-	-	3	-	-	-	-	-	-	3	0.10%
Other (Please explain)-Component				-	-	-	3	-	-	-	-	-	3	0.10%
Other (Please explain)-linfuwan				-	-	-	3	-	-	-	-	-	3	0.10%
Other (Please explain)-Unemployed, trying to start a career in IT.				-	-	-	3	-	-	-	-	-	3	0.10%
Other (Please explain)-Manager				-	-	-	-	3	-	-	-	-	3	0.10%
Other (Please explain)-Digital Hardware Engineer				-	-	-	-	-	3	-	-	-	3	0.10%
Other (Please explain)-Supply Chain Robotics				-	-	-	1	-	-	2	-	-	3	0.10%

User Type	Oct	Nov	Dec	Jan	Feb	Mar	Apr	May	Jun	Jul	Aug	Sep	Total	% Total
Other (Please explain)-Technology Planning Engineer				-	-	-	-	-	-	3	-	-	3	0.10%
Other (Please explain)-Intel FPGA distributor				-	-	-	-	-	-	-	3	-	3	0.10%
Other (Please explain)-ITS Engineer				-	-	-	-	-	-	-	3	-	3	0.10%
Other (Please explain)-Test engineer	1	-	-	-	-	1	-	-	-	-	-	-	2	0.07%
Other (Please explain)-System engineer	-	1	-	-	1	-	-	-	-	-	-	-	2	0.07%
Other (Please explain)-Teacher	-	-	1	-	-	-	1	-	-	-	-	-	2	0.07%
Other (Please explain)-VC	-	-	-	-	-	2	-	-	-	-	-	-	2	0.07%
Other (Please explain)-just for study	-	-	-	-	-	-	-	-	2	-	-	-	2	0.07%
Other (Please explain)-customer support for WLAN devices				-	-	-	1	1	-	-	-	-	2	0.07%
Other (Please explain)-Distributor	-	-	-	1	-	-	1	-	-	-	-	-	2	0.07%
Other (Please explain)-Hobbyist	-	-	-	2	-	-	-	-	-	-	-	-	2	0.07%
Other (Please explain)-General interest	-	-	-	2	-	-	-	-	-	-	-	-	2	0.07%
Other (Please explain)-Systems Engineer	-	-	-	-	2	-	-	-	-	-	-	-	2	0.07%
Other (Please explain)-School	2	-	-										2	0.07%
Other (Please explain)-Automotive				-	-	-	-	-	-	-	2	-	2	0.07%
Other (Please explain)-FDSAF	2	-	-										2	0.07%
Other (Please explain)-Test House	2	-	-										2	0.07%
Other (Please explain)-Debugging	-	2	-										2	0.07%
Other (Please explain)-Hobby	-	2	-										2	0.07%
Other (Please explain)-asda	-	-	2										2	0.07%
Other (Please explain)-Hobbycist	-	-	2										2	0.07%
Other (Please explain)-Software	-	-	2										2	0.07%
Other (Please explain)-Wireless Protocol Consultant	-	-	1	-	1	-	-	-	-	-	-	-	2	0.07%
Other (Please explain)-Product Manager				-	2	-	-	-	-	-	-	-	2	0.07%
Other (Please explain)-Test and Measurement manufacturer				-	-	-	2	-	-	-	-	-	2	0.07%
Other (Please explain)-Blog				2	-	-	-	-	-	-	-	-	2	0.07%
Other (Please explain)-Retired engineer performing research				2	-	-	-	-	-	-	-	-	2	0.07%
Other (Please explain)-Module hardware design for automotive				-	-	-	2	-	-	-	-	-	2	0.07%
Other (Please explain)-Motor				-	-	-	2	-	-	-	-	-	2	0.07%
Other (Please explain)-R&D Engineer				-	-	-	2	-	-	-	-	-	2	0.07%

User Type	Oct	Nov	Dec	Jan	Feb	Mar	Apr	May	Jun	Jul	Aug	Sep	Total	% Total
Other (Please explain)-Wireless engineer				-	-	-	2	-	-	-	-	-	2	0.07%
Other (Please explain)-x				-	-	-	2	-	-	-	-	-	2	0.07%
Other (Please explain)-an independent third-party test house				-	-	2	-	-	-	-	-	-	2	0.07%
Other (Please explain)-Compliance				-	-	2	-	-	-	-	-	-	2	0.07%
Other (Please explain)-IP Translation				-	2	-	-	-	-	-	-	-	2	0.07%
Other (Please explain)-Private Interest				-	2	-	-	-	-	-	-	-	2	0.07%
Other (Please explain)-Apprenticeship Instructor				-	-	-	-	2	-	-	-	-	2	0.07%
Other (Please explain)-Research analyst				-	-	-	-	2	-	-	-	-	2	0.07%
Other (Please explain)-I study this standard so I need get free.				-	-	-	-	1	1	-	-	-	2	0.07%
Other (Please explain)-healthcare				-	-	-	-	-	2	-	-	-	2	0.07%
Other (Please explain)-Electric Utility Supplier				-	-	-	-	-	-	2	-	-	2	0.07%
Other (Please explain)-Reseller Network System				-	-	-	-	-	-	2	-	-	2	0.07%
Other (Please explain)-Retired Engineer				-	-	-	-	-	-	2	-	-	2	0.07%
Other (Please explain)-No institutional subscription				-	-	-	-	-	-	-	2	-	2	0.07%
Other (Please explain)-Application Engineer				-	-	-	-	-	-	-	-	2	2	0.07%
Other (Please explain)-Building Automation Controls				-	-	-	-	-	-	-	-	2	2	0.07%
Other (Please explain)-gfrddfd				-	-	-	-	-	-	-	-	2	2	0.07%
Other (Please explain)-Individual	-	-	1										1	0.03%
Other (Please explain)-student	-	-	-		1	-	-	-	-	-	-	-	1	0.03%
Other (Please explain)-Hobbyist	-	-	-		-	1	-	-	-	-	-	-	1	0.03%
Other (Please explain)-IEEE SA Employee				-	-	-	-	-	1	-	-	-	1	0.03%
Other (Please explain)-Cable supplier	1	-	-										1	0.03%
Other (Please explain)-Research	-	-	-									1	1	0.03%
Other (Please explain)-private person				-	-	-	-	-	-	-	-	1	1	0.03%
Other (Please explain)--				-	-	-	-	-	-	-	1	-	1	0.03%
Other (Please explain)-IT				-	-	-	-	-	-	1	-	-	1	0.03%
Other (Please explain)-Factory Automation Product Supplier				-	-	-	-	1	-	-	-	-	1	0.03%
Other (Please explain)-trading company	-	1	-										1	0.03%

User Type	Oct	Nov	Dec	Jan	Feb	Mar	Apr	May	Jun	Jul	Aug	Sep	Total	% Total
Other (Please explain)-networking instructor	-	-	1										1	0.03%
Other (Please explain)-Author	-	1	-										1	0.03%
Other (Please explain)-Distributor of network ICs	-	1	-										1	0.03%
Other (Please explain)-Financial	1	-	-										1	0.03%
Other (Please explain)-HW	1	-	-										1	0.03%
Other (Please explain)-Optical module manufacturer	1	-	-										1	0.03%
Other (Please explain)-Embedded Systems Engineer	-	1	-										1	0.03%
Other (Please explain)-Mining Equipment Producer	-	1	-										1	0.03%
Other (Please explain)-Staff Technical Support Engineer	-	1	-										1	0.03%
Other (Please explain)-Vehicle	-	1	-										1	0.03%
Other (Please explain)-Wikipedia editor	-	1	-										1	0.03%
Other (Please explain)-Educational non-profit	-	-	1										1	0.03%
Other (Please explain)-FPGA Design Engineer	-	-	1										1	0.03%
Other (Please explain)-n	-	-	1										1	0.03%
Other (Please explain)-Network Test Instrument	-	-	1										1	0.03%
Other (Please explain)-retired Network engineer	-	-	1										1	0.03%
Other (Please explain)-Intern				-	-	-	-	-	-	1	-	-	1	0.03%
Other (Please explain)-Project Manager				-	1	-	-	-	-	-	-	-	1	0.03%
Other (Please explain)-Electrical Designer				-	-	-	-	-	1	-	-	-	1	0.03%
Other (Please explain)-Test Automation Developer (Tx/Rx PHY Automated Test Suite)				-	-	-	-	-	-	1	-	-	1	0.03%
Other (Please explain)-IEEE member				-	-	-	-	-	1	-	-	-	1	0.03%
Other (Please explain)-Technician				-	-	-	-	-	-	1	-	-	1	0.03%
Other (Please explain)-Technical consultant				-	-	-	1	-	-	-	-	-	1	0.03%
Other (Please explain)-electronics				-	-	1	-	-	-	-	-	-	1	0.03%
Other (Please explain)-Finance company				-	-	1	-	-	-	-	-	-	1	0.03%

User Type	Oct	Nov	Dec	Jan	Feb	Mar	Apr	May	Jun	Jul	Aug	Sep	Total	% Total
Other (Please explain)-HW Engineer				-	-	1	-	-	-	-	-	-	1	0.03%
Other (Please explain)-Human				1	-	-	-	-	-	-	-	-	1	0.03%
Other (Please explain)-Consulting engineer and open-source hardware developer				-	-	-	-	1	-	-	-	-	1	0.03%
Other (Please explain)-Field Applications Engineer				-	-	-	-	1	-	-	-	-	1	0.03%
Other (Please explain)-IEEE Member/ Retired				-	-	-	-	1	-	-	-	-	1	0.03%
Other (Please explain)-Automotive Engineer				-	-	-	-	-	1	-	-	-	1	0.03%
Other (Please explain)-International regulation				-	-	-	-	-	1	-	-	-	1	0.03%
Other (Please explain)-Self study				-	-	-	-	-	1	-	-	-	1	0.03%
Other (Please explain)-0				-	-	-	-	-	-	1	-	-	1	0.03%
Other (Please explain)-HAM Radio Operator interested in wireless 802.22 communication				-	-	-	-	-	-	1	-	-	1	0.03%
Other (Please explain)-Engineering Consultant				-	-	-	-	-	-	-	-	1	1	0.03%
Other (Please explain)-IT-Systemengineer				-	-	-	-	-	-	-	-	1	1	0.03%
Other (Please explain)-Subject matter expert for certification body - (ISC) ²				-	-	-	-	-	-	-	-	1	1	0.03%
Other (Please explain)-System Engineer/Networking Consultant				-	-	-	-	-	-	-	-	1	1	0.03%
Other (Please explain)-ZLG				-	-	-	-	-	1	-	-	-	1	0.03%
Other (Please explain)-Technical Trainer				-	-	-	-	1	-	-	-	-	1	0.03%
Other (Please explain)-System Integrator				1	-	-	-	-	-	-	-	-	1	0.03%
Other (Please explain)-WLAN Engineer				1	-	-	-	-	-	-	-	-	1	0.03%
Other (Please explain)-Medical Device Organization				-	1	-	-	-	-	-	-	-	1	0.03%
Other (Please explain)-Network trainer				-	1	-	-	-	-	-	-	-	1	0.03%
Other (Please explain)-Law Firm Library				-	-	-	-	-	-	-	1	-	1	0.03%
Other (Please explain)-nil				-	-	-	-	-	-	-	1	-	1	0.03%
Other (Please explain)-security review				-	-	-	-	-	-	-	1	-	1	0.03%
Other (Please explain)-Software Engineer				-	-	-	-	-	-	-	1	-	1	0.03%

User Type	Oct	Nov	Dec	Jan	Feb	Mar	Apr	May	Jun	Jul	Aug	Sep	Total	% Total
Other (Please explain)-Study the 802.1X				-	-	-	-	-	-	-	1	-	1	0.03%
Other (Please explain)-Protection and Control Field Service Test Engineer				-	1	-	-	-	-	-	-	-	1	0.03%
Other (Please explain)-Regulatory consultant				-	1	-	-	-	-	-	-	-	1	0.03%
Other Total	105	83	293	162	75	27	69	27	57	70	71	36	1,075	36.48%

GET Program Standards
802 Standards Series PDF Downloads

By Country/Region	2021			2022										Total	% Total	Trending
	Country/Region	Oct	Nov	Dec	Jan	Feb	Mar	Apr	May	Jun	Jul	Aug	Sep			
United States	604	412	373	548	567	1,917	1,832	1,729	1,527	1,514	1,430	1,301	13,754	17.95%		
China	315	438	375	420	593	1,234	1,040	1,137	1,064	954	1,016	850	9,436	12.32%		
Japan	390	216	328	245	392	429	572	372	489	442	372	413	4,660	6.08%		
Germany	137	230	128	123	169	514	398	452	424	608	406	442	4,031	5.26%		
Taiwan Region	65	135	186	71	86	373	241	224	372	437	290	264	2,744	3.58%		
India	147	82	154	65	58	241	316	372	246	291	282	237	2,491	3.25%		
United Kingdom	50	40	143	71	95	375	324	390	280	297	199	197	2,461	3.21%		
Canada	136	69	110	70	112	127	190	156	133	153	96	92	1,444	1.88%		
Korea, Republic of	22	15	25	20	14	203	209	200	205	177	94	162	1,346	1.76%		
Spain	25	35	15	41	13	519	215	97	69	130	39	92	1,290	1.68%		
Hong Kong	4	2	3	7	1	120	91	129	134	134	190	151	966	1.26%		
Australia	127	31	86	26	32	36	76	65	69	53	243	84	928	1.2%		
France	78	46	66	24	40	138	110	99	75	76	53	39	844	1.10%		
Sweden	47	51	13	48	42	116	79	107	98	52	40	96	789	1.03%		
Netherlands	23	10	9	27	21	153	119	60	76	56	50	58	662	0.86%		
Singapore	12	5	1	5	10	86	46	78	104	74	188	34	643	0.84%		
Russian Federation	52	54	34	18	44	29	114	63	29	69	27	55	588	0.77%		
Brazil	25	23	8	50	36	55	54	98	64	47	83	44	587	0.77%		
Italy	16	16	18	7	12	49	46	70	41	73	38	55	441	0.58%		
Switzerland	23	13	4	29	13	65	37	44	40	53	32	29	382	0.50%		
Poland	14	8	5	35	10	54	29	22	113	36	35	17	378	0.49%		
Belgium	14	14	13	8	31	32	23	79	39	13	47	31	344	0.45%		
Israel	11	10	29	33	24	32	16	52	40	37	30	23	337	0.44%		
Mexico	38	81	14	14	18	45	7	22	14	1	20	12	286	0.37%		
Turkey		5	6	8	3	52	24	79	31	23	20	28	279	0.36%		
Austria	9	5	1	33	3	41	33	37	21	30	25	35	273	0.4%		
Finland	15	5	5	13	5	61	33	42	28	10	8	32	257	0.34%		
Denmark	11	11	18	22	6	27	34	35	22	4	39	27	256	0.33%		
Thailand	5	1			1	25	3	2	4	14	143	40	238	0.31%		
Egypt	5	7	185	7		8	4	4	3		3	10	236	0.31%		
Colombia		13	2	1	3	115	4	16	26	29	8	7	224	0.29%		
Ireland	1	2	3	1	3	35	29	34	26	34	16	37	221	0.29%		
Norway	29	17	6	8	7	35	12	28	33	8	21	11	215	0.28%		
Hungary	4	2	2	6	115	4	6	18	8	2	14	8	189	0.25%		
Malaysia	7	5	1	5		24	13	36	35	9	15	16	166	0.22%		
Argentina	8	6	3	37	10	23	10	12	8	8	8	1	134	0.2%		

Country/Region	Oct	Nov	Dec	Jan	Feb	Mar	Apr	May	Jun	Jul	Aug	Sep	Total	% Total	Trending
Romania	10	7	3	4		8	2	1	39	32	13	13	132	0.17%	
Ecuador		26		7	11	4	15	35	20	2		5	125	0.16%	
New Zealand	5	21	4	5	3	14	5	15	4	15	22	4	117	0.15%	
Ghana		3				61		43				1	108	0.14%	
Czech Republic		5		4	1	19	29	21	4	3	8	3	97	0.13%	
Indonesia	2	3	17	-	3	8	5	5	14	9	14	14	94	0.12%	
Saudi Arabia			3		3	2	1	2	4	59	12	3	89	0.12%	
South Africa	7	14	4	5	4	18	4	5	10		9	7	87	0.11%	
Pakistan		1	8		3	4	4	7	5	20	13	12	77	0.10%	
Sri Lanka						76							76	0.10%	
Chile		6			4	3	5	6	25	16	2	4	71	0.09%	
VietNam	14	1	1	1	1	3		12	8	10	9	9	69	0.09%	
Moldova	51					13							64	0.08%	
Portugal	3	4		11	12	15	1	2	2	4	3	7	64	0.08%	
Greece	3	3	1	2	3	4	9	4	16	5	2	3	55	0.07%	
Ukraine	3	7	2	2		1	16	7	2	7	3	2	52	0.07%	
Costa Rica	4	3				7	3	12	4	11	1	6	51	0.07%	
Philippines		1	1			6	7	1	15	12	3	2	48	0.06%	
Latvia	20				20	1		2				4	47	0.06%	
Croatia		1	2			16	6	3	5	4		2	39	0.05%	
Jordan	5	2	1			30			1				39	0.05%	
Iran	-	4	7	-	1	-	-	3	2	16	2	3	38	0.05%	
Peru	7		1	6	4	5	5		5	2			35	0.05%	
Slovenia	3	8	2	2	2	3	1		6	3	4	1	35	0.05%	
Rwanda				1	1			32					34	0.04%	
Slovakia	1	1		2		2	4	8	2	2	2	2	26	0.03%	
Lithuania				1		1	7	6	4	2		4	25	0.03%	
Serbia			1		2	4	13	2			1		23	0.03%	

Country/Region	Oct	Nov	Dec	Jan	Feb	Mar	Apr	May	Jun	Jul	Aug	Sep	Total	% Total	Trending
Honduras							2			2	5	12	21	0.03%	
Lebanon					1	15					1	4	21	0.03%	
Albania				18									18	0.02%	
Bulgaria	2	2			6		2		1	2	1	-	16	0.02%	
Bolivia	4	8	1				1				1		15	0.02%	
United Arab Emirates					5	1		2	4			3	15	0.02%	
Estonia	5	1						1	3		4		14	0.02%	
Kenya			5		2	1	2	4					14	0.02%	
Luxembourg				2	2	1	5	1	1		1	1	14	0.02%	
Nigeria						2	1	1	5	3		1	13	0.02%	
Uganda			1			4					8		13	0.02%	
Grenada			10								2		12	0.02%	
Trinidad and Tobago							1	6				5	12	0.02%	
Belarus					1		5	5					11	0.01%	
Puerto Rico					1		9					1	11	0.01%	
Macau	3						1		6				10	0.01%	
Solomon Islands						10							10	0.01%	
Armenia			1	2			1		4		1		9	0.0%	
Iceland				8		-	-	1	-	-	-	-	9	0.01%	
Panama						7					2		9	0.01%	
Botswana						7				1			8	0.01%	
Brunei									2	6	-	-	8	0.01%	
Malta						1	5			1			7	0.01%	
Dominica										6			6	0.01%	

Country/Region	Oct	Nov	Dec	Jan	Feb	Mar	Apr	May	Jun	Jul	Aug	Sep	Total	% Total	Trending
Tunisia	2			1		1	2						6	0.01%	
Yemen									1	5			6	0.01%	
Eswatini		5											5	0.01%	
Montenegro		5											5	0.01%	
Algeria		2				2							4	0.0%	
Bangladesh					3			1					4	0.01%	
Malawi				4									4	0.01%	
Syria			4										4	0.01%	
Georgia											3		3	0.00%	
Lesotho		3											3	0.00%	
Libya						1					2		3	0.00%	
Nepal	1		2										3	0.00%	
Qatar	3												3	0.00%	
Uruguay									3				3	0.00%	
American Samoa												2	2	0.00%	
Bahrain												2	2	0.00%	
East Indies												2	2	0.00%	
El Salvador					2								2	0.00%	
Iraq	-	-	-	2		-	-	-	-	-	-	-	2	0.00%	
Kazakhstan			1								1		2	0.00%	
Morocco		1											2	0.00%	
Sierra Leone										1		2	2	0.00%	
Sudan			1							1			2	0.00%	
Suriname	1											1	2	0.00%	

Country/Region	Oct	Nov	Dec	Jan	Feb	Mar	Apr	May	Jun	Jul	Aug	Sep	Total	% Total	Trending
Tanzania				2									2	0.00%	
Venezuela								1			1		2	0.00%	
Zimbabwe	2												2	0.00%	
Andorra										1			1	0.00%	
Azerbaijan						1							1	0.00%	
Belize	1												1	0.00%	
Bosnia and Herzegovina									1				1	0.00%	
Cuba								1					1	0.00%	
Guatemala	-	-	-	1									1	0.00%	
Guinea	1	-	-										1	0.00%	
Kuwait						1							1	0.00%	
Mauritius				1									1	0.00%	
Montserrat										1			1	0.00%	
Namibia							1						1	0.00%	
Nicaragua					1								1	0.00%	
North Macedonia								1					1	0.00%	
Oman						1							1	0.00%	
Palestine						1							1	0.00%	
Unknown	4,076	4,579	3,693	4,002	3,535								19,885	26.0%	
Total	6,708	6,842	6,149	6,242	6,226	7,777	6,569	6,719	6,221	6,209	5,776	5,177	76,615	100.0%	