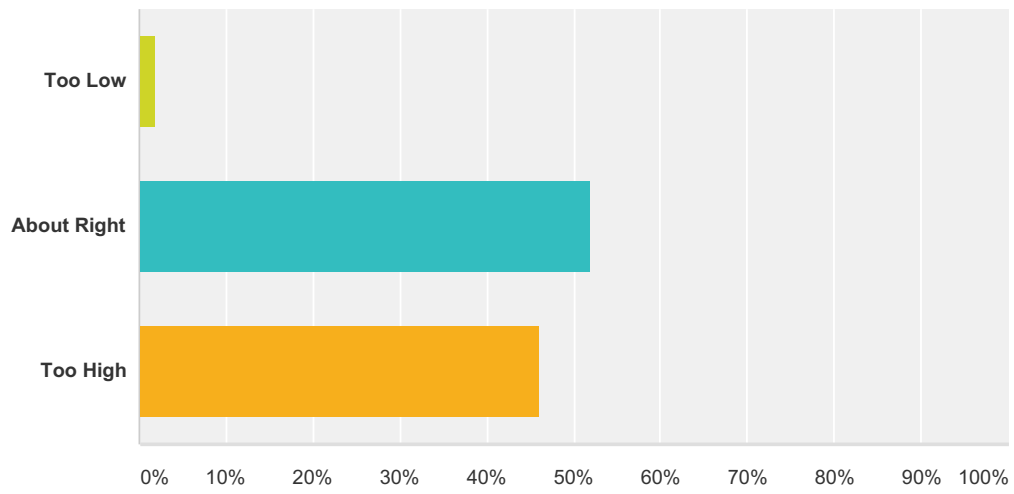


### Q1 Rate the current level of the Plenary registration fees?

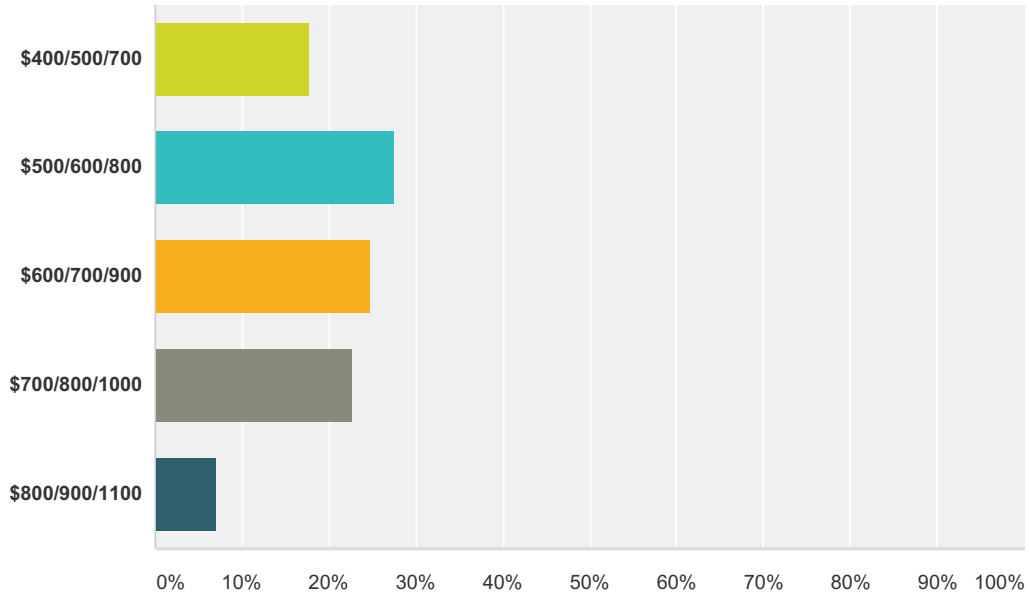
Answered: 225 Skipped: 1



Answer Choices	Responses
Too Low	1.78% 4
About Right	52.00% 117
Too High	46.22% 104
<b>Total</b>	<b>225</b>

### Q2 What registration fees would you consider to be too much for our current level of meeting services?

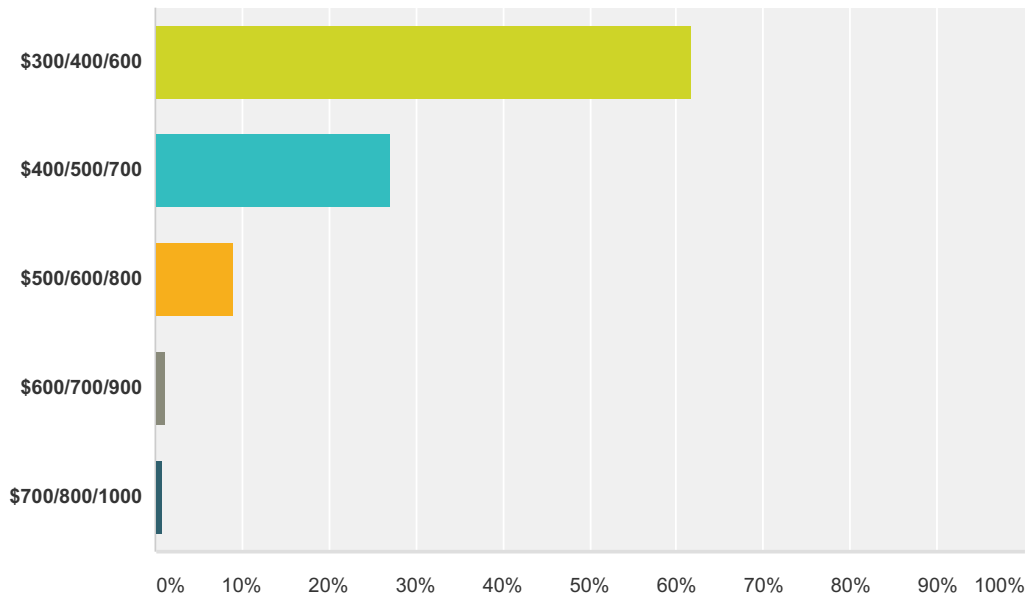
Answered: 225 Skipped: 1



Answer Choices	Responses	
\$400/500/700	17.78%	40
\$500/600/800	27.56%	62
\$600/700/900	24.89%	56
\$700/800/1000	22.67%	51
\$800/900/1100	7.11%	16
<b>Total</b>		<b>225</b>

### Q3 What is the minimum fee that should be charged for our current level of meeting services?

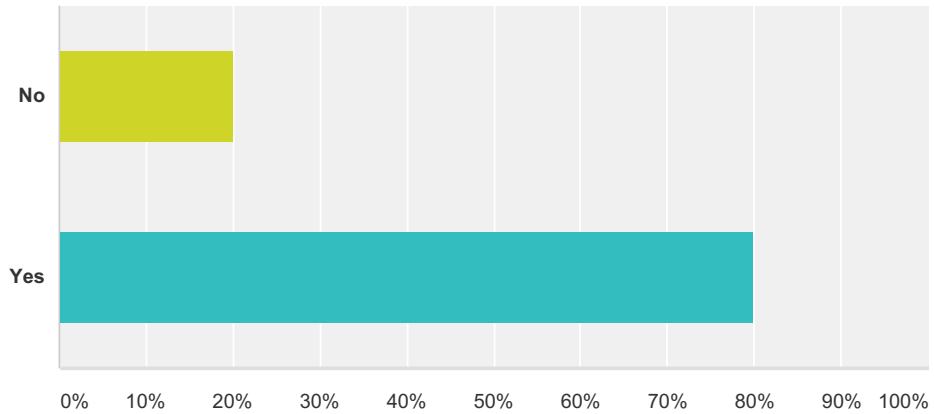
Answered: 225 Skipped: 1



Answer Choices	Responses
\$300/400/600	61.78% 139
\$400/500/700	27.11% 61
\$500/600/800	8.89% 20
\$600/700/900	1.33% 3
\$700/800/1000	0.89% 2
<b>Total</b>	<b>225</b>

**Q4 Do you support the keeping the Registration fee constant for a period of time with the expectation that over that period the net budget surplus would be zero?**

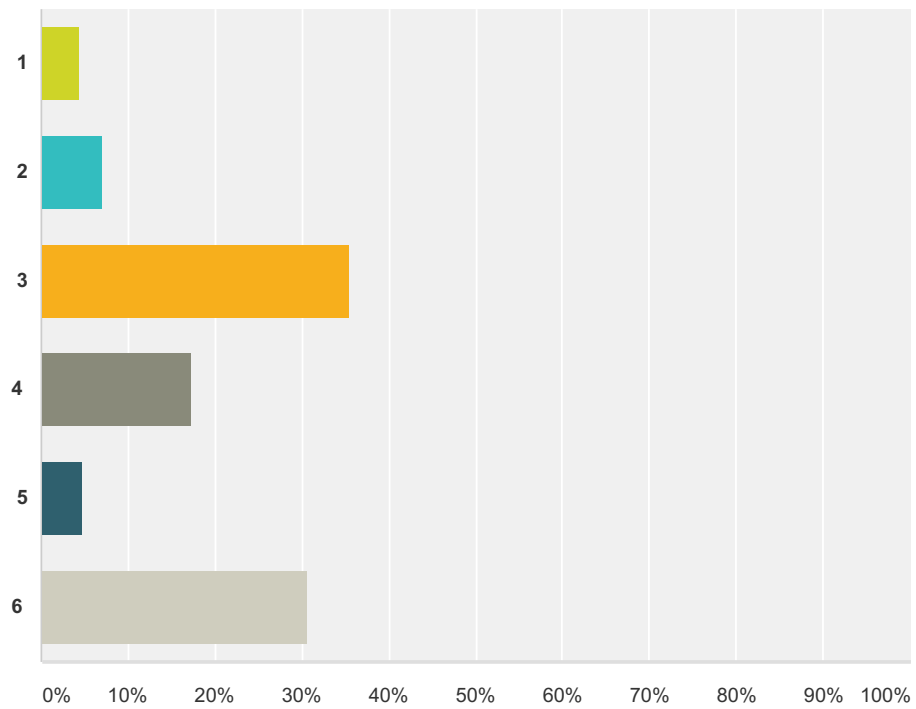
Answered: 225 Skipped: 1



Answer Choices	Responses
No	20.00% 45
Yes	80.00% 180
<b>Total</b>	<b>225</b>

### Q5 Over how many sessions would you expect the net budget surplus to be zero?

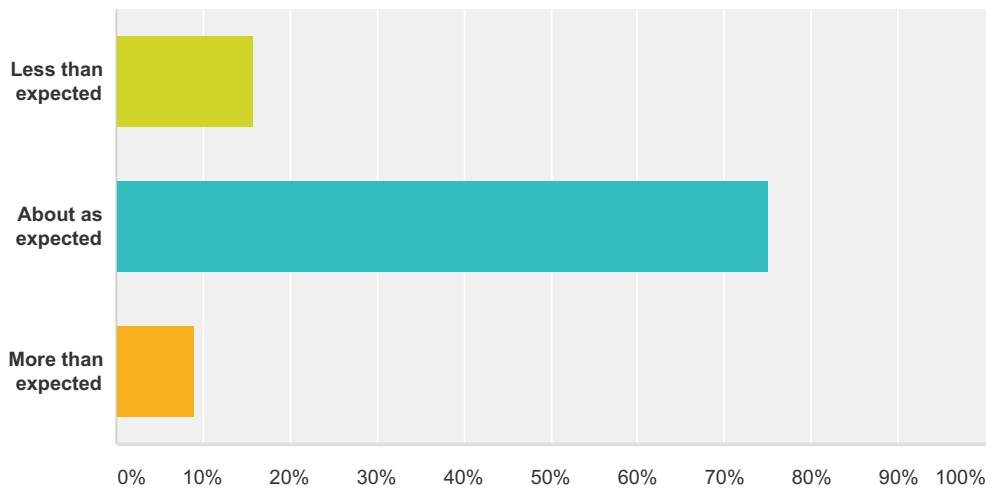
Answered: 225 Skipped: 1



Answer Choices	Responses
1	4.44% 10
2	7.11% 16
3	35.56% 80
4	17.33% 39
5	4.89% 11
6	30.67% 69
<b>Total</b>	<b>225</b>

### Q6 Do you consider the current level of meeting services...

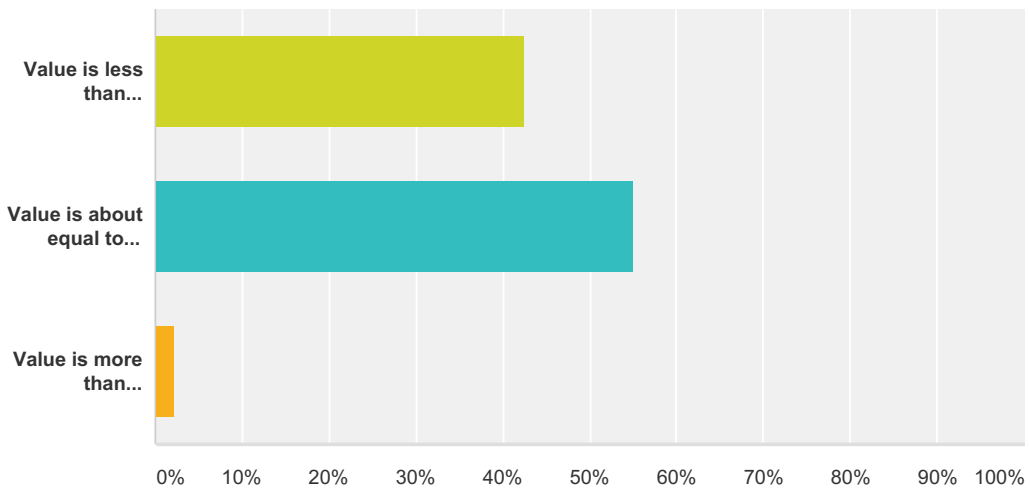
Answered: 214 Skipped: 12



Answer Choices	Responses
Less than expected	15.89% 34
About as expected	75.23% 161
More than expected	8.88% 19
<b>Total</b>	<b>214</b>

### Q7 Compare the current registration levels with the value of the meeting services?

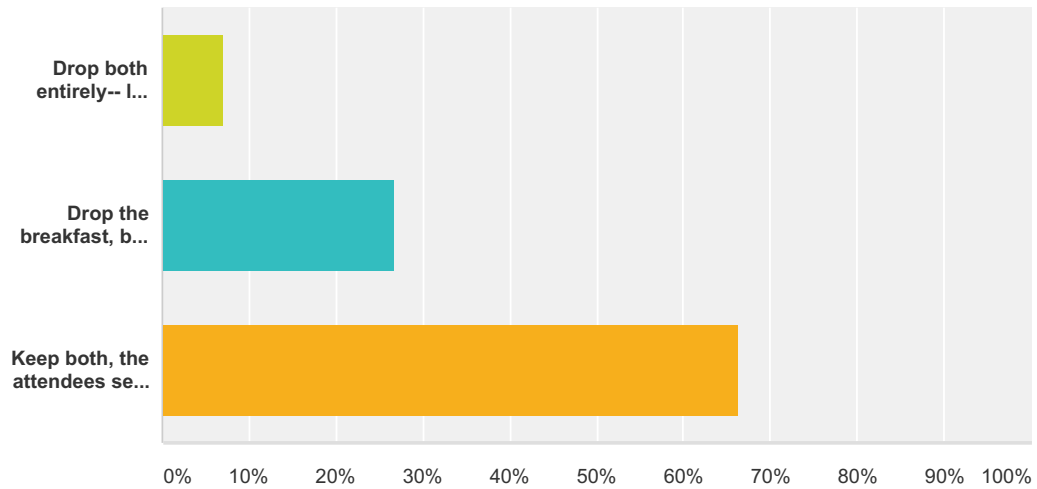
Answered: 214 Skipped: 12



Answer Choices	Responses
Value is less than Registration fee	42.52% 91
Value is about equal to Registration fee	55.14% 118
Value is more than Registration fee	2.34% 5
<b>Total</b>	<b>214</b>

### Q8 Traditionally we have had a Continental Breakfast and coffee/tea service available in the mornings, would you:

Answered: 214 Skipped: 12

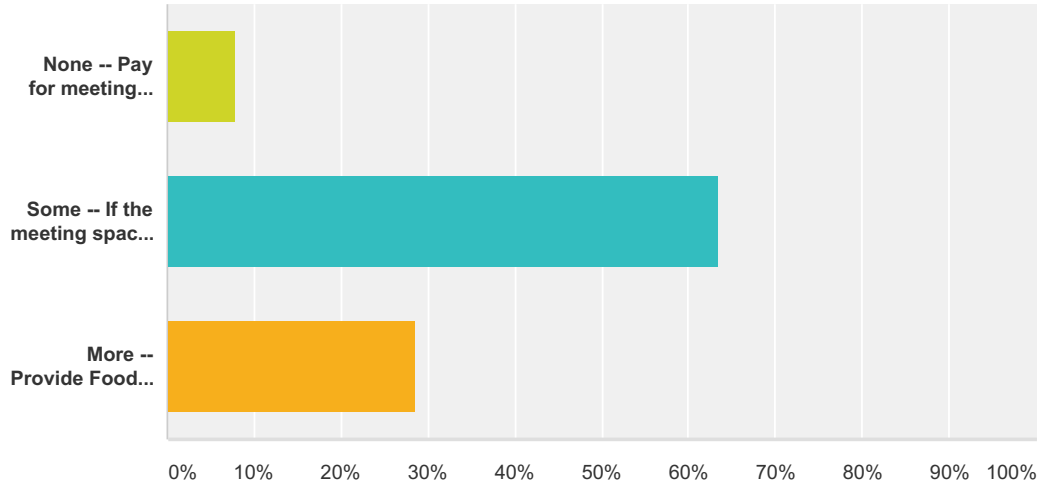


Answer Choices	Responses
Drop both entirely-- let attendees get their own	7.01% 15
Drop the breakfast, but keep the coffee/tea service	26.64% 57
Keep both, the attendees see this as a benefit worth keeping	66.36% 142
<b>Total</b>	<b>214</b>



**Q9 Food and Beverage is often provided to offset the charges for meeting space rental. What consideration should be given to this trade off?**

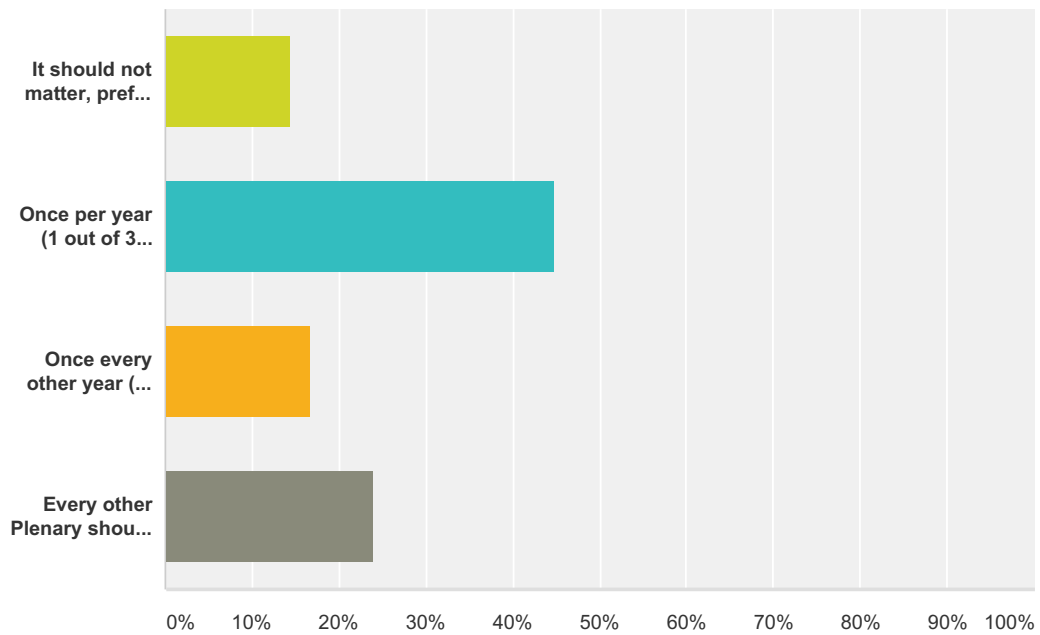
Answered: 214 Skipped: 12



Answer Choices	Responses
None -- Pay for meeting space rental only	7.94% 17
Some -- If the meeting space rental charges can be offset, provide Food & Beverage up to the required minimum level	63.55% 136
More -- Provide Food & Beverages at current levels even if the cost is a bit more than the minimum required to offset the meeting space rental cost	28.50% 61
<b>Total</b>	<b>214</b>

### Q10 How often should Plenary sessions be held in non-US locations?

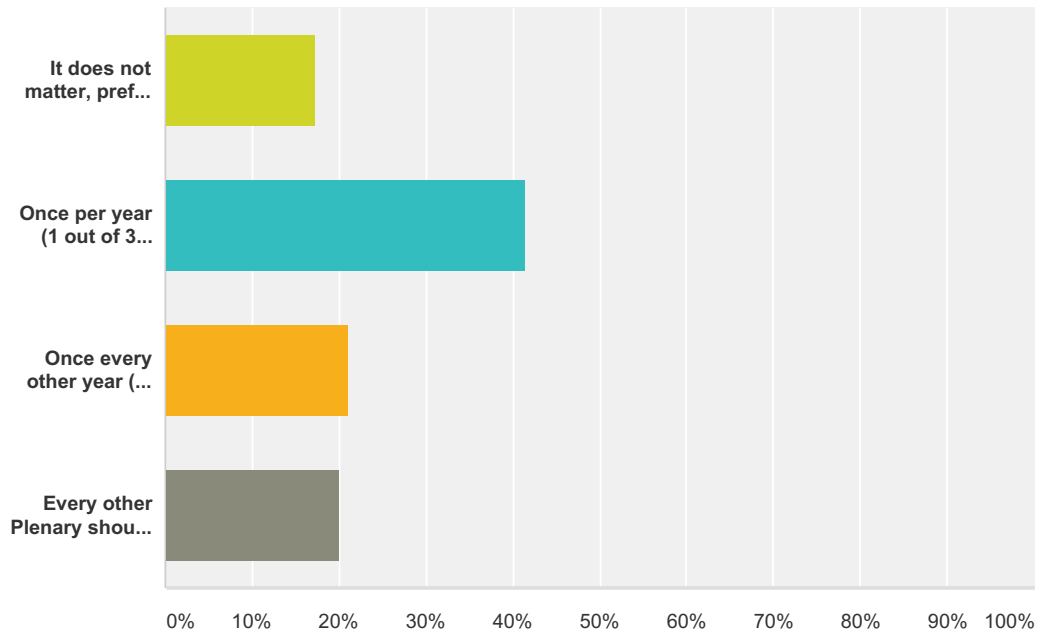
Answered: 209 Skipped: 17



Answer Choices	Responses
It should not matter, prefer cost to be deciding factor	14.35% 30
Once per year (1 out of 3 sessions)	44.98% 94
Once every other year (1 out of 6 sessions)	16.75% 35
Every other Plenary should be a Non-US	23.92% 50
<b>Total</b>	<b>209</b>

### Q11 How often should Plenary sessions be held in Non-US/Non-North America Locations?

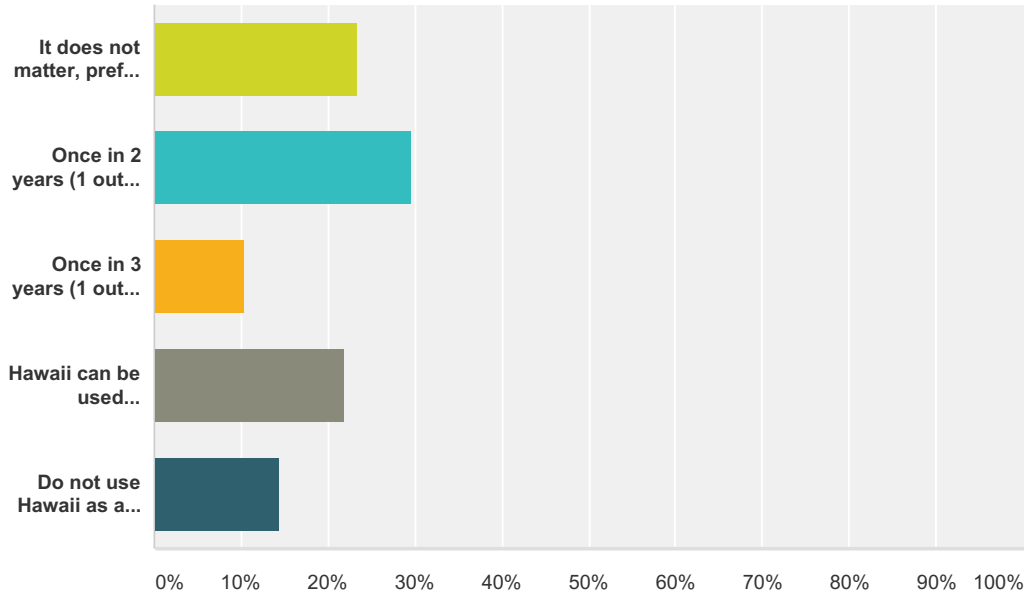
Answered: 209 Skipped: 17



Answer Choices	Responses
It does not matter, prefer cost to be deciding factor	17.22% 36
Once per year (1 out of 3 sessions)	41.63% 87
Once every other year (1 out of 6 sessions)	21.05% 44
Every other Plenary should be a Non-US/Non-North America Venue	20.10% 42
<b>Total</b>	<b>209</b>

### Q12 How often should Plenary sessions use Hawaii as a venue location (but not in place of a Non-North American Venue)?

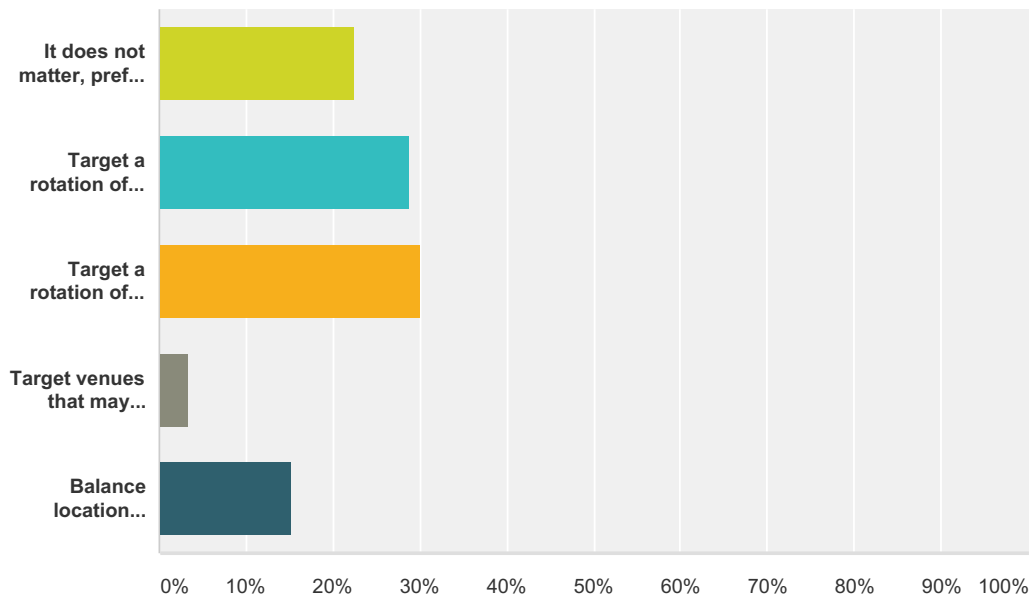
Answered: 209 Skipped: 17



Answer Choices	Responses
It does not matter, prefer cost to be deciding factor	23.44% 49
Once in 2 years (1 out of 6 sessions)	29.67% 62
Once in 3 years (1 out of 9 sessions)	10.53% 22
Hawaii can be used occasionally	22.01% 46
Do not use Hawaii as a venue again	14.35% 30
<b>Total</b>	<b>209</b>

**Q13 Previously, 802 Plenary locations were chosen to balance travel by region. Locations were chosen West coast, East coast, North and South in a rotating order. What balance of region should be used going forward?**

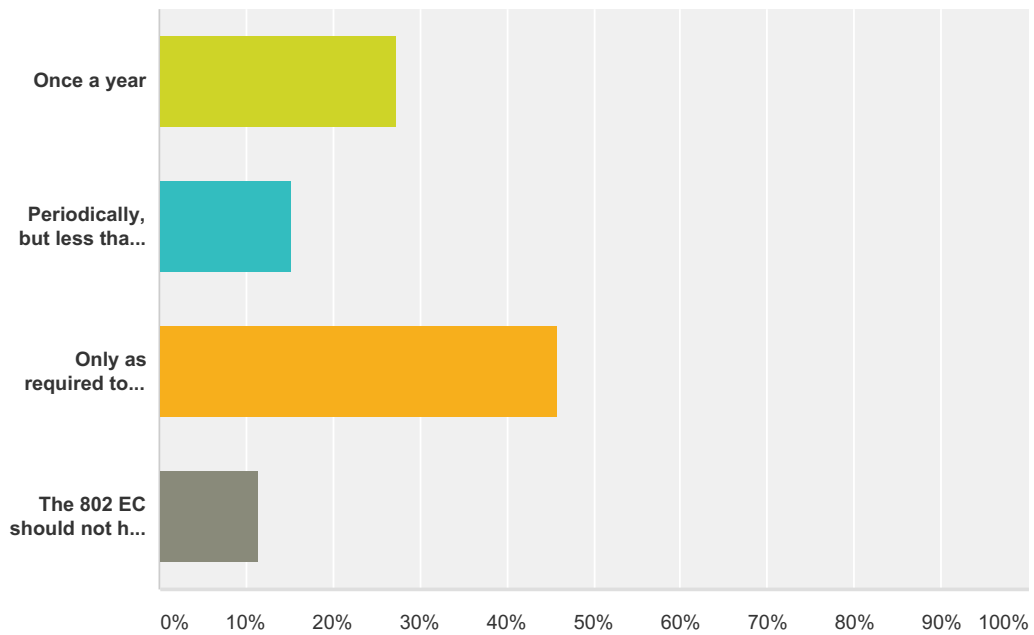
Answered: 209 Skipped: 17



Answer Choices	Responses
It does not matter, prefer cost to be the deciding factor	22.49% 47
Target a rotation of East-West North America, and Asia/Pacific or Europe venue each year	28.71% 60
Target a rotation of East-West North America, and Asia/Pacific and Europe venue each year	30.14% 63
Target venues that may provide new industry/regulatory outreach opportunities	3.35% 7
Balance location choices by membership demographics	15.31% 32
<b>Total</b>	<b>209</b>

### Q14 How often should the 802 EC sponsor full 802 Interim Sessions?

Answered: 209 Skipped: 17



Answer Choices	Responses
Once a year	27.27% 57
Periodically, but less than once a year	15.31% 32
Only as required to satisfy extraordinary circumstances	45.93% 96
The 802 EC should not host any more Interim Sessions	11.48% 24
<b>Total</b>	<b>209</b>